

System 3R

Tooling

for electrode manufacturing & EDMing



GF Machining Solutions: all about you

When all you need is everything, it's good to know that there is one company that you can count on to deliver complete solutions and services. From world-class electrical discharge machines (EDM), Laser texturing and Additive Manufacturing through to first-class Milling and Spindles, Tooling, Automation and software systems — all backed by unrivalled customer service and support — we, through our AgieCharmilles, Microsolution, Mikron Mill, Liechti, Step-Tec and System 3R technologies, help you raise your game and increase your competitive edge.

Design and quality by System 3R

Contents

Introduction.....	page 4
MacroJunior & MacroCombi.....	page 10
MacroStandard & MacroHighPerformance.....	page 22
MacroNano.....	page 51
MacroMagnum.....	page 56
Matrix.....	page 66
GPS 240.....	page 76
Dynafix.....	page 85
Maxi.....	page 91
Mini.....	page 93
3Refix.....	page 100
Accessories.....	page 103
Automation.....	page 106
Index.....	page 108



Care for the environment and protection of natural resources are key elements in System 3R's operations

- + We take all necessary precautions to prevent contamination of soil, air and water.
- + In our production processes, we continually improve the efficiency of our energy use.
- + The products and methodologies we offer the market improve the efficiency of our customers' use of existing resources.

i Manufactured to meet System 3R's quality requirements, but partly or completely made in a production plant that is not covered by System 3R's ISO9000 certificate.

✓ Indicates that the product will normally be shipped within two weeks, provided that it is in stock when the order is placed.

3R-XXX in an article number means that the article is established on the market and has proven its quality in extensive use by customers. All 3R articles are to be regarded as standard articles and thus have a quality certificate.

Our thanks to Formverktyg i Nynäshamn AB for the loan of products used in photographs in this catalogue.





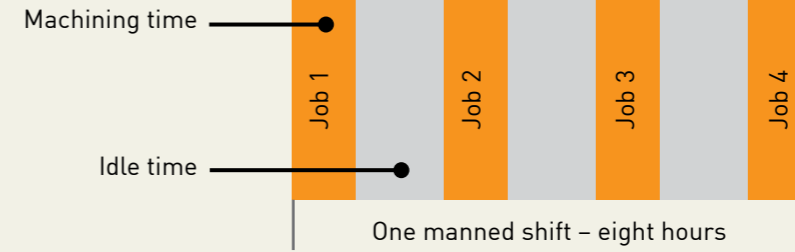
Experience always shows that measures to reduce the idle times of your machines are significantly more worthwhile than chasing seconds in the actual machining process. The solution is a stable and exact reference system. This lets you preset away from the machine and then set up the machine with minimum idle time. **Quickly and precisely!**



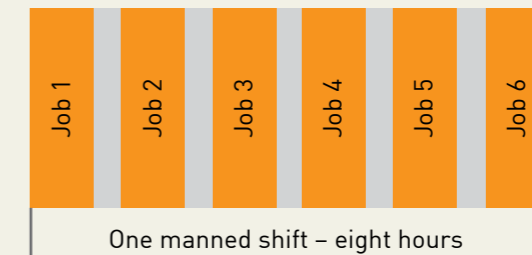
Fitting the machines with the same reference system means that electrodes and workpieces can be moved between the machines without subsequent alignment and checking – **One Minute Set-up.**



Conventional setting-up



Pallet system



Higher productivity, calculation example:

	Conventional setting-up	Pallet system
Working time per day	8	8
Setting-up time per day (hours)	-4	-0.5
Spindle time per day	=4	=7.5
Working days per week	x5	x5
Spindle time per week	= 20	=37.5

Faster payback, calculation example:

	Conventional setting-up	Pallet system
Hourly invoicing (€)	50	50
Spindle time / week (hours)	x20	x37.5
Revenue / week (€)	=1 000	=1 875
Capital cost of machine (€)	150 000	150 000
Capital cost pallet system (€)	0	+10 000
Total capital outlay (€)	=150 000	=160 000
Paybacktime (weeks)	150	85

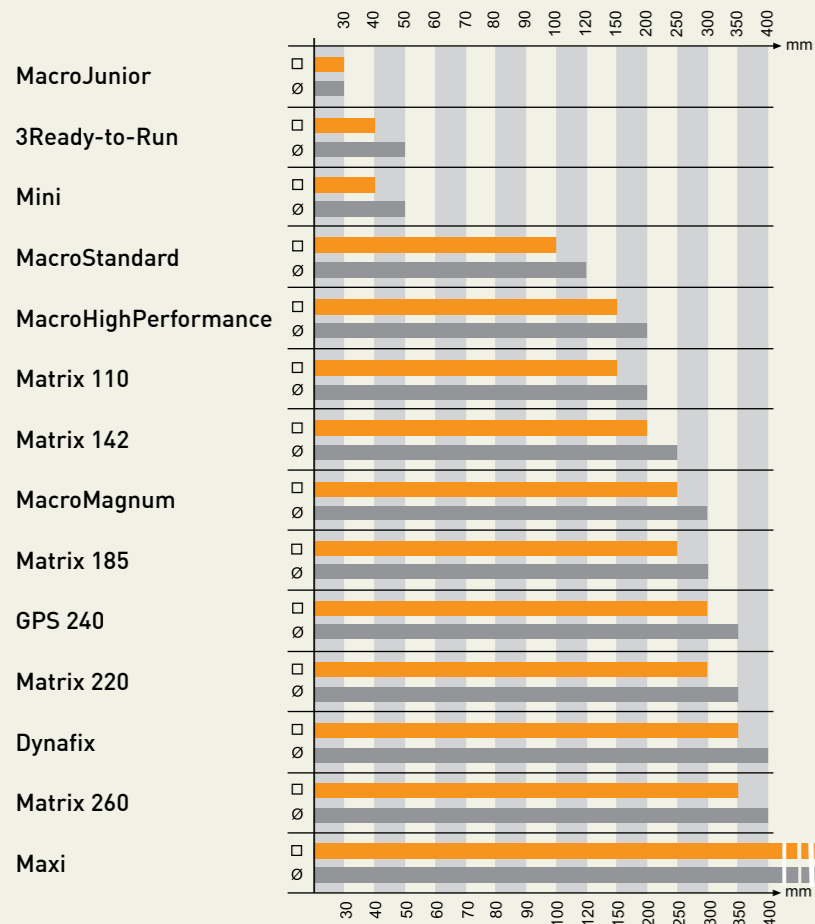


A reference system minimises setup times
Every minute that can be converted from internal to external setting time increases the spindle time of the machine and with it the productivity of the business.

Big earnings are within your reach
The machine generates revenue when its spindle is turning – and only then.
Work smarter, not harder.


Introduction – Rough guidance to tooling

Maximum size of workpiece or electrode, square or round (mm)




Maximum workpiece weight (kg)

Pallet size (mm)	Macro Junior	3Ready-to-Run	Mini	Macro Std/HP	Macro Magnum	Matrix	GPS 240	Dynafix	Maxi
∅ 20			1 kg						
∅ 25	0.5 kg								
∅ 30		1 kg							
□ 52-54				5 kg	5 kg				
□ 54-∅75				10 kg	10 kg				
∅ 110-116				50 kg	50 kg	50 kg			
∅ 142-185				50 kg	100 kg	100 kg			
□ 150X150									500 kg
∅ 220-260					100 kg	200 kg			
∅ 256							150 kg		
□ 240-300							150 kg		
□ 280-400								250 kg	



Above list is only a rough guidance which may deviate between article number of pallets as well as individual application. Please check with local 3R representative for more detailed confirmation.


Macro



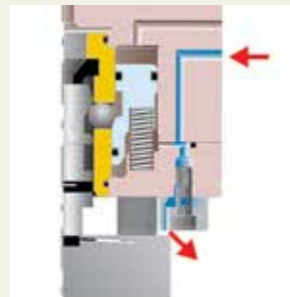
The references of the pallet are created directly in the pallet and on a single plane. There are no loose parts to be installed and adjusted by the user.



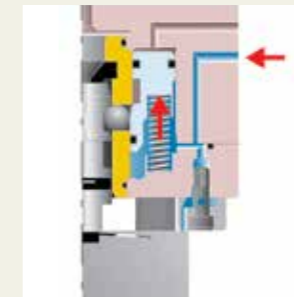
The Z-references of the chuck have generously-sized surfaces to ensure the highest stability.



The X and Y references of the chuck are made of cemented carbide.



The Z-references are automatically air-blast cleaned, through nozzles in the Z-references of the chuck.



Turbo locking. Extra locking force is provided by air-blast cleaning air which is automatically diverted to the locking piston when the Z-references seal against each other.



Drawbar with floating bayonet fitting. No traction forces, ultimate accuracy.



The lip edge of the pallet is angled to match the angle of the boss. This maximises the mating surface area between the parts, resulting in precision alignment, minimal wear and enduring precision.

VDP (Vibration-Damped Palletisation)


- ... reduces cutting forces by up to 25%. Lower cutting forces gives lower power consumption and less tool wear.
- ... lengthens tool life tool wear by up to 30%, giving lower tool costs.
- ... lengthens the life of the machine spindle. Less vibration in the machine spindle extends the life of the spindle by at least 30%.
- ... gives shorter lead times. VDP allows machining with higher cutting data – better utilisation of the existing machine capacity. A 30 % capacity increase is within your reach.

With conventional chucks, vibrations of the workpiece caused by the dynamic forces due to the action and rotation of the cutting tool. Restrictions therefore have to be imposed on the rotation speed and feed rate of the cutting tool, to prevent instability and to achieve the necessary surface quality.

Advantages of a damped chuck

After intensive research into the dynamics of chuck systems, machine tool maker System 3R has developed and patented a chuck with vibration-damped palletisation (VDP). By reducing the vibrations of the workpiece and a considerable proportion of the vibrations of the cutting tool, the VDP technology improves the dynamics of the entire metal cutting process. This means that machine tools can be operated at higher speeds with greater accuracy and at the same time with less wear. Workpieces can usually be produced in a single operation within strict dimensional tolerances and with a surface quality in the micrometer range – a millionth of a metre.


- + **Higher material removal rate** improves productivity.
- + **Better surface finish reduces** the need for finishing.
- + **Less tool wear** extends the life of the cutting tools.
- + **Less vibration** in the machine spindle.
- + **Better dimensional accuracy** gives fewer rejects.
- + **Greater scope** for machining difficult materials and complex shapes.
- + **Shorter lead times** thanks to a higher material removal rate.
- + **Lower noise level** during machining.



Example Micro Milling:
VDP advantages: The electrode Aspect Ratio (L/ Ø) was doubled with VDP.
Dimensions: Ø 0.134 mm, length 4.8 mm

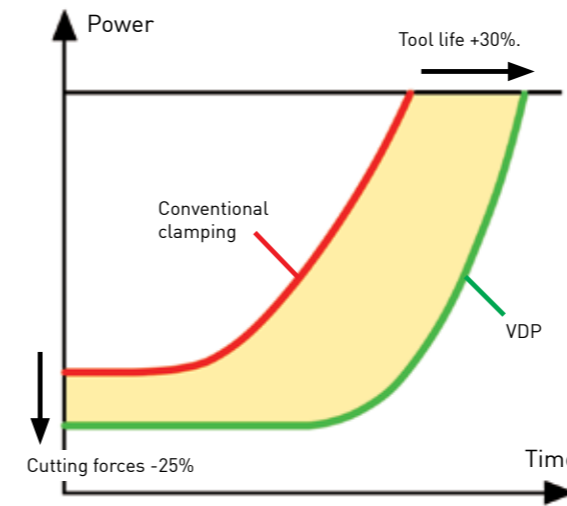
VDP (Vibration-Damped Palletisation)

Increase your capacity with > +30%

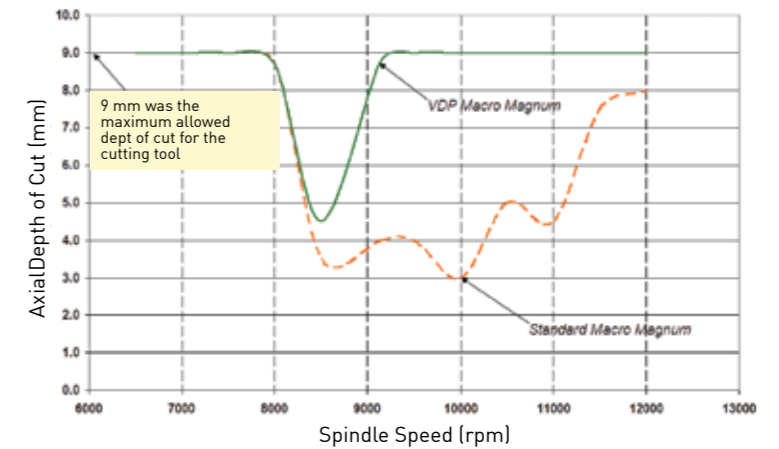


WITH

WITHOUT



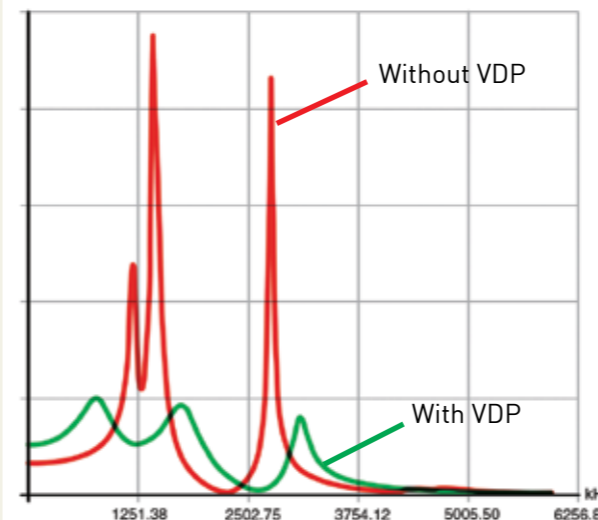
Less tool wear extends the life of the tools = increased revenue.



Process Stability Analysis (Swiss machine tool manufacturer)

Cutting Speed (RPM)	Axial Depth of Cut (mm)		Increase in removal rate due to VDP (%)
	Magnum Std	Magnum VDP	
8500	3.5	4.5	28.6
9000	4.0	9.0*	125
10000	3.0	9.0*	200

*Depth of cut is limited by the cutting tool used for the tests and not by the VDP.



The diagram shows the effect on the oscillation amplitude when machining with the workpiece clamped conventionally and in a damped chuck.

MacroJunior & MacroCombi

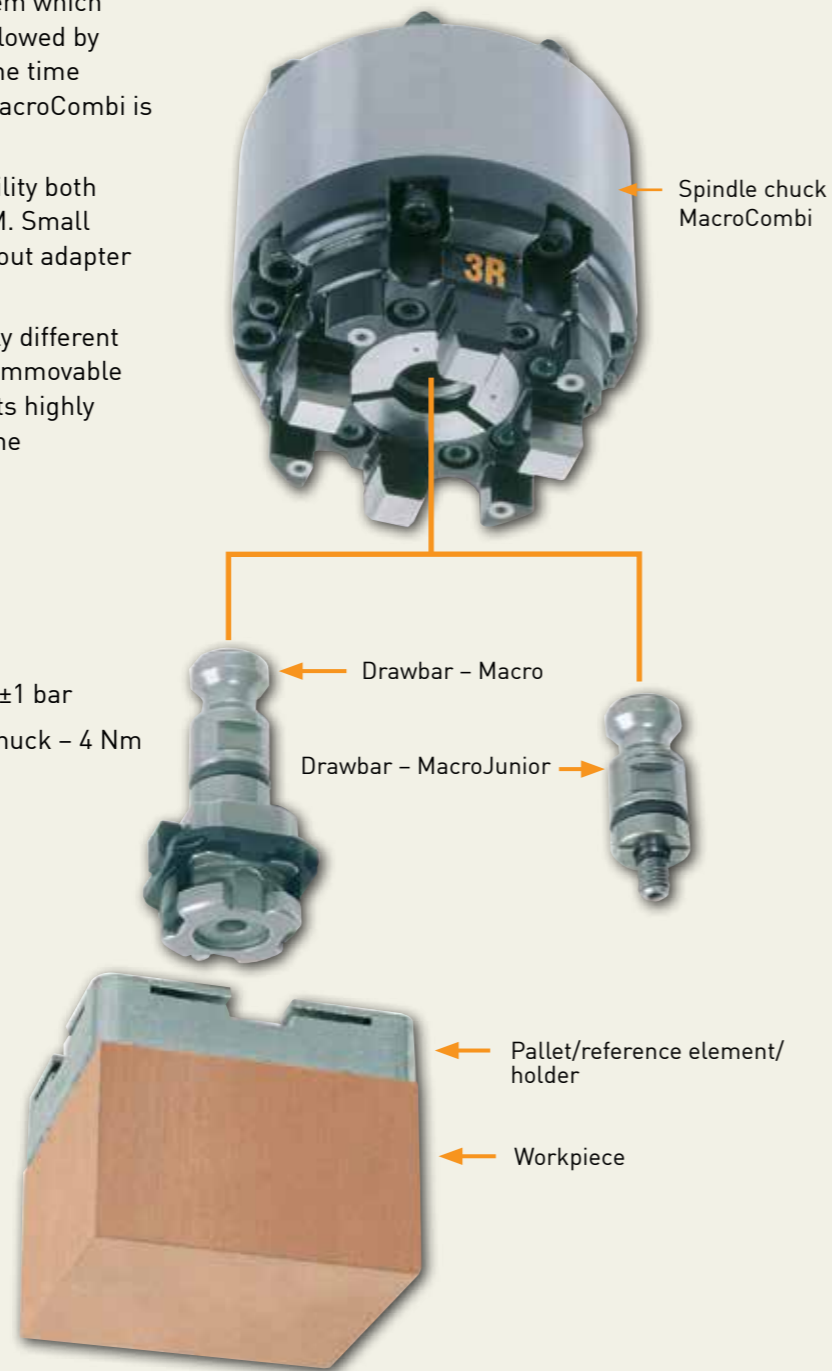
- ... gives extreme flexibility
- ... one chuck, two systems
- ... reduces setting-up times.
- ... ensures precision and quality
- ... is suitable for automatic changing with System 3R's automation program.

MacroCombi profitability in tool manufacturing is determined largely by the extent to which machine downtime can be minimised. A reference system which allows presetting away from the machine – followed by super-rapid tooling-up in the machine when the time comes – is a highly efficient way of working. MacroCombi is such a reference system.

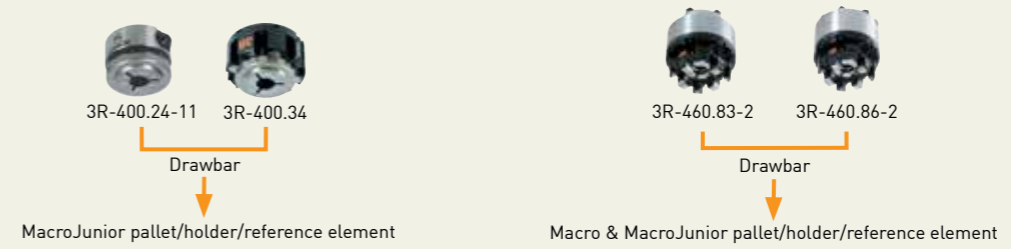
The MacroCombi system offers extreme flexibility both in electrode production and in die-sinking EDM. Small and large electrodes in the same chuck – without adapter elements!

The MacroCombi chucks accept two completely different types of electrode holder. Both Macro with its immovable stability and precision, and MacroJunior with its highly economical holders. The limitations are few, the possibilities many.

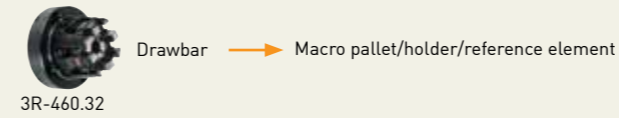
- + Clamping force – 5000 N
- + Fixed index positions Macro 4x90° and MacroJunior 3x120°
- + Required air pressure, pneumatic chuck – 6±1 bar
- + Recommended tightening torque, manual chuck – 4 Nm



MacroJunior & MacroCombi – Chucks



Spindle chucks	Article number	Drawbar	Feature
Manual	3R-400.34	3R-405.11	
Pneumatic	3R-460.83-2	3R-405.16 / 3R-405.11	machine-adapted
Pneumatic	3R-460.86-2	3R-405.16 / 3R-405.11	machine-adapted
Manual	3R-400.24-11	3R-405.11	



Lathe chuck	Article number	Drawbar	Feature
Manual	3R-460.32	3R-405.16/3R-405.11	

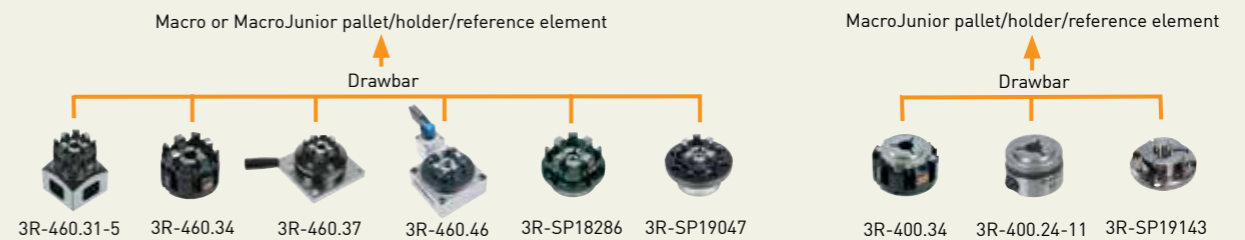


Table chucks	Article number	Drawbar	Feature
Manual	3R-460.31-5	3R-405.16 / 3R-405.11	horizontal and vertical
Manual	3R-460.34	3R-405.16 / 3R-405.11	
Manual	3R-460.37	3R-405.16 / 3R-405.11	
Pneumatic	3R-460.46	3R-405.16 / 3R-405.11	
Manual	3R-400.34	3R-405.11	

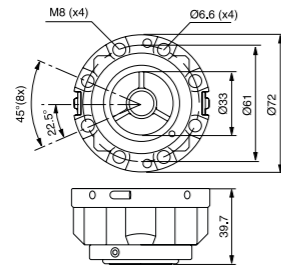
Built-in chucks	Article number	Drawbar	Feature
Manual	3R-400.24-11	3R-405.11	
Manual	3R-400.34	3R-405.11	
Manual	3R-460.34	3R-405.16 / 3R-405.11	
Pneumatic	3R-SP18286	3R-405.16 / 3R-405.11	
Pneumatic	3R-SP19047	3R-405.16 / 3R-405.11	
Manual	3R-SP19143		

MacroJunior – Chucks

Manual chuck, MacroJunior, 3R-400.34

For mounting in the machine spindle by means of 3R-A11489, or on the machine table by means of 3R-A19724 or alternatively 3R-A21944, or in a fixture.

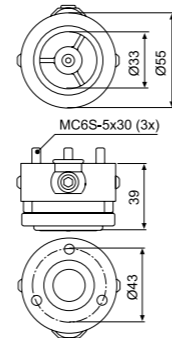
- Required drawbar 3R-405.11
- Fixed index positions 3x120°
- Weight 1.6 kg.



Manual chuck, MacroJunior, 3R-400.24-11

For mounting on machine spindle.

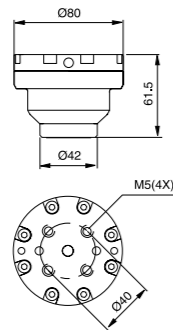
- Required drawbar 3R-405.11
- Fixed index positions 3x120°
- Weight 0.8 kg.



Pneumatic chuck, MacroJunior, 3R-410.1-M

For mounting on the machine spindle or in a fixture on the machine table.

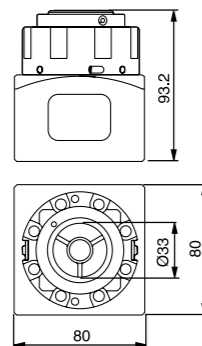
- Required drawbar 3R-405.11
- Required air pressure 6±1 bar
- Fixed index positions 3x120°
- Air-blast cleaning of Z-references
- Turbo locking
- Weight 1.5 kg.



Manual chuck, MacroJunior, 3R-410.31-5

Chuck in High Performance version. Five ground surfaces for vertical or horizontal mounting on the machine table.

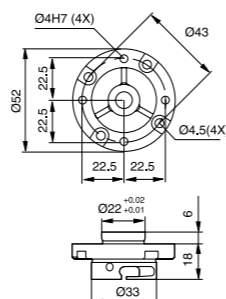
- Required drawbar 3R-405.11
- Fixed index positions 3x120°
- Weight 3.5 kg.



Manual chuck, MacroJunior, 3R-SP19143

Stainless steel chuck with ground flange Ø22x6 mm for mounting in a fixture or the WEDM system. Axial locking screw with channel for flushing through the electrode.

- Fixed index positions 3x120°
- Weight 0.8 kg.

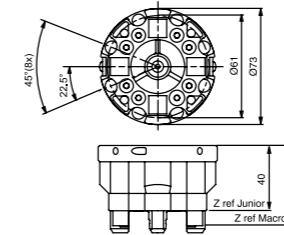


MacroCombi – Chucks

Manual chuck, MacroCombi, 3R-460.34

For mounting in the machine spindle by means of 3R-A11489, or on the machine table by means of 3R-A19724 or alternatively 3R-A21944, or in a fixture.

- Required drawbar for Macro holder 3R-405.16
- Required drawbar for MacroJunior holder 3R-405.11
- Weight 1.8 kg

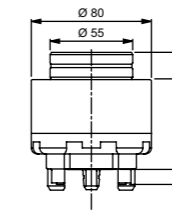


Pneumatic chuck, MacroCombi, 3R-460.83-2

Pneumatic chuck for mounting directly on the machine spindle. All X/Y/Z references in hardened and ground steel.

Note: When ordering state machine make and type.

- Four M6 clearance holes 67x20 mm
- Required drawbar for Macro holder 3R-405.16
- Required drawbar for MacroJunior holder 3R-405.11
- Required air pressure 6±1 bar
- Air-blast cleaning of the Z-references
- Flushing connection
- Weight 2.1 kg

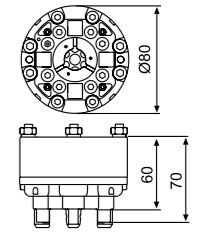


Pneumatic chuck, MacroCombi, 3R-460.86-2

Pneumatic chuck for mounting directly on the machine spindle. All X/Y/Z references in hardened and ground steel.

Note: When ordering state machine make and type.

- Four M6 clearance holes, 67x20 mm and four M5 clearance holes, 63x26 mm
- Required drawbar for Macro holder 3R-405.16
- Required drawbar for MacroJunior holder 3R-405.11
- Required air pressure 6±1 bar
- Air-blast cleaning of the Z-references
- Flushing connection
- Weight 1.9 kg

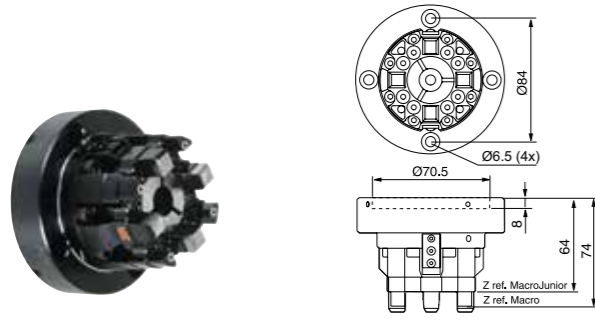


MacroCombi – Chucks

Manual lathe chuck, MacroCombi, 3R-460.32

For mounting on a lathe taper.


- Required drawbar for Macro holder 3R-405.16
- Required drawbar for MacroJunior holder 3R-405.11
- Weight 2.0 kg.



Manual chuck, MacroCombi, 3R-460.31-5

Chuck in HighPerformance version. Five ground surfaces for vertical or horizontal mounting on the machine table.


- Required drawbar for Macro holder 3R-405.16
- Required drawbar for MacroJunior holder 3R-405.11
- Weight 3.5 kg.



Manual chuck, MacroCombi, 3R-460.37

The locking mechanism is operated by a removable handle.

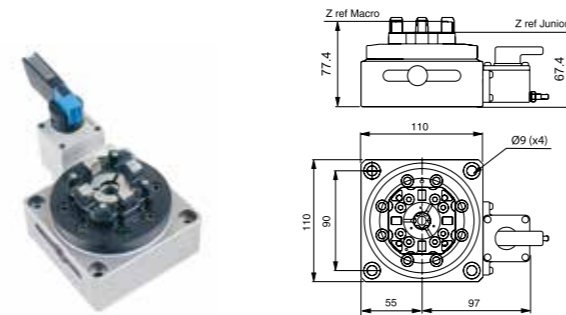
- Required drawbar for Macro holder 3R-405.16
- Required drawbar for MacroJunior holder 3R-405.11
- Weight 4.5 kg.



Pneumatic chuck, MacroCombi, 3R-460.46

Pneumatic chuck with integral air unit.

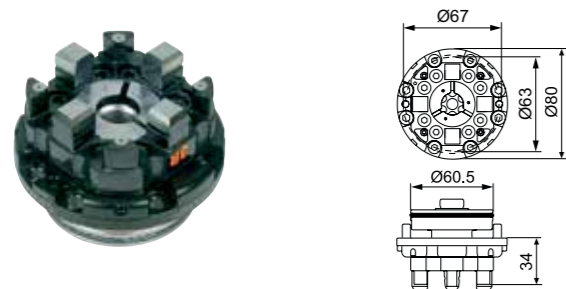
- Required drawbar for Macro holder 3R-405.16
- Required drawbar for MacroJunior holder 3R-405.11
- Required air pressure 6±1 bar
- Air-blast cleaning of Z-references
- Turbo locking
- Weight 4.4 kg.



Pneumatic chuck, MacroCombi, 3R-SP18286

Pneumatic chuck for building-in, for example in a fixture, dividing head or B-axis.


- Required drawbar for Macro holder 3R-405.16
- Required drawbar for MacroJunior holder 3R-405.11
- Required air pressure 6±1 bar
- Air-blast cleaning of the Z-references
- Turbo locking
- Weight 1.1 kg.



Pneumatic chuck, MacroCombi, 3R-SP19047

Pneumatic chuck for building-in, for example in a fixture, dividing head or B-axis.

- Required drawbar for Macro holder 3R-405.16
- Required drawbar for MacroJunior holder 3R-405.11
- Required air pressure 6±1 bar
- Air-blast cleaning of Z-references
- Turbo locking
- Weight 2.1 kg.



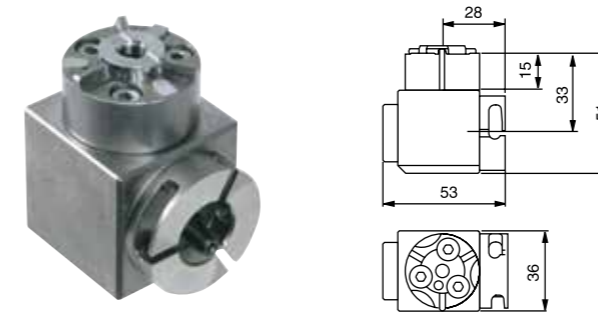
MacroJunior – Chuck adapter

Manual chuck adapter 90°, Junior-Junior, 3R-467.9-1

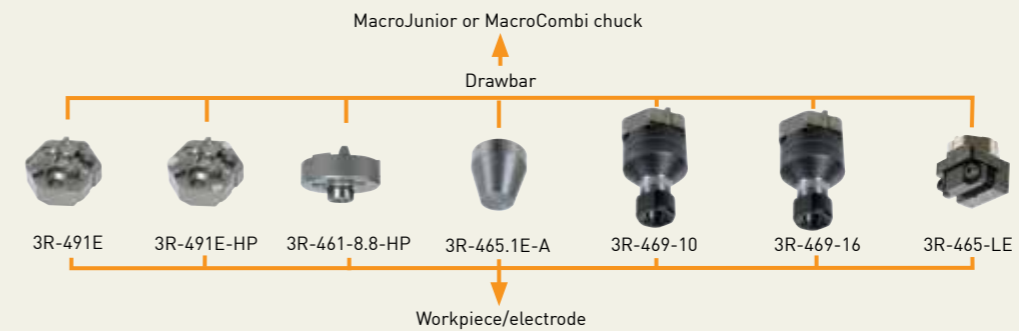
For horizontal mounting of MacroJunior holders. Screw locking.

Note: For EDM machining only.

- Fixed index positions 3x120°
- Weight 0.6 kg.



MacroJunior – Pallets & Holders



Holders	Article number	Feature
Sintered pallet Ø25 mm MacroJunior	3R-491E	
Sintered pallet Ø25 mm MacroJunior	3R-491E-HP	parallel ground
Holder Ø26 mm MacroJunior	3R-461-8.8-HP	parallel-ground. Journal Ø8.8 mm
Holder Ø28 mm MacroJunior	3R-465.1E-A	taper
Collet chuck ETS10, MacroJunior	3R-469-10	Ø0.1-10 mm
Collet chuck ER16, MacroJunior	3R-469-16	Ø0.5-10 mm
Holder, MacroJunior	3R-465-LE	Ø4-8 or $\cdot 8 \times 18$ mm

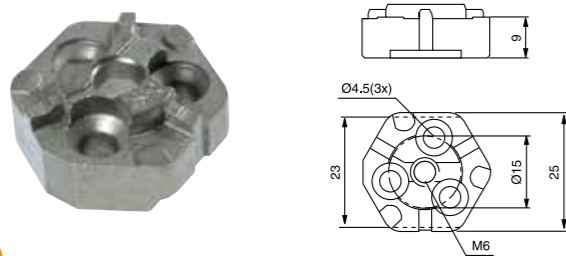
MacroJunior – Pallets & Holders

Pallet 25 mm, MacroJunior, 3R-491E

For copper or graphite electrodes.

NOTE: The electrode is installed with screw and adhesive assembly, or alternatively brazing.

- Adapted for automatic changing
- Supplied in sets of 30.

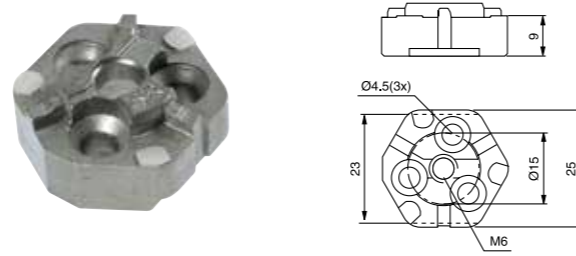


Ground pallet 25 mm, MacroJunior, 3R-491E-HP

Top and bottom faces parallel-ground to within 0.002 mm.

NOTE: The electrode is installed with screw and adhesive assembly, or alternatively brazing.

- Adapted for automatic changing
- Supplied in sets of 30.

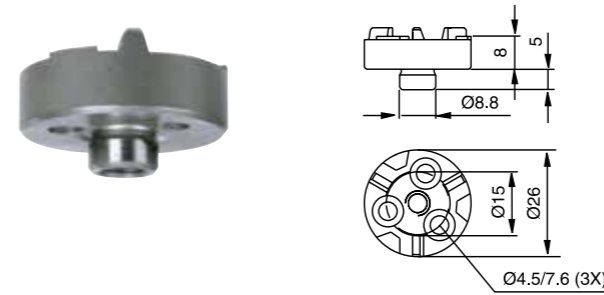


MacroJunior – Holders

Holder 25 mm, MacroJunior, 3R-461-8.8-HP

Upper and lower faces ground parallel within 0.002 mm. Locating pin Ø8.8 mm (0/0.05 mm).

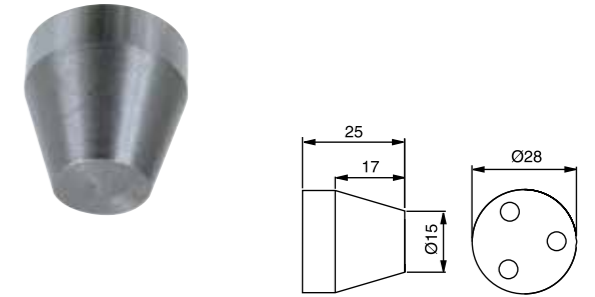
- Not intended for automatic changing
- Supplied singly.



Holder with taper, 3R-465.1E-A

The taper is machined suitably for attaching very small electrodes. To be mounted on 3R-491E with three screws MFT4x12.

- Supplied in sets of 30.



Collet chucks, MacroJunior

3R-469-10

- For collets ETS10
- Electrode sizes 0.1-2 mm
- Building-in height 47 mm
- Weight 0.1 kg.

3R-469-16

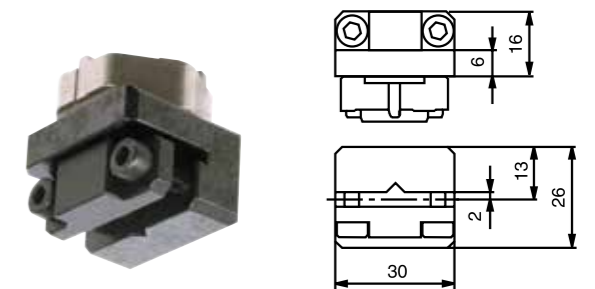
- For collets ER16
- Electrode sizes 0.5-10 mm
- Building-in height 59.5 mm
- Weight 0.2 kg.



Holder, MacroJunior, 3R-465-LE

For round electrodes Ø4-8 mm or square < 8x18 mm, and with maximum height 30 mm.

- Supplied in sets of 5.



Holder with journal, 3R-461.1E-GA

Journal Ø10x10 mm. Intended mainly for graphite electrodes. To be mounted on 3R-491E with three MFT4x12 screws and adhesive.

- Supplied in sets of 30.

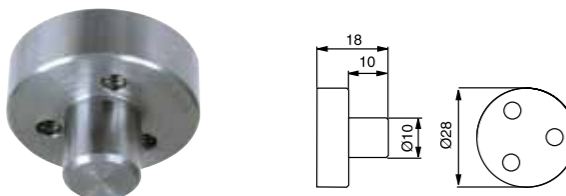


Plate 5.5 mm, 3R-SP19270

Used in combination with 3R-491E when electrode blanks are mounted with adhesive and screws*. Permits mounting in MacroCombi chucks.

- Supplied in sets of 30
- *Accessory 3R-PI4.5x25E.



- Except 3R-SP19269

Plate 10 mm, 3R-SP19269

Used in combination with 3R-491E when soldering round (<50 mm) or square (<40 mm) copper blanks. Permits mounting in MacroCombi chucks.

- Supplied in sets of 30
- Accessory 3R-MFT4x16E.



MacroJunior & MacroCombi – Accessories

3Ready-to-Run, 3R-494-XXX

Blanks mounted on MacroJunior holders for the manufacture of electrodes. The stock range is matched to local preferences and ways of working. This applies to electrode materials, different grades of graphite and copper, and to dimensions. Contact your local 3R representative for further information.

The Vällingby factory can supply holders with factory-mounted copper blanks in sets of ten, as shown in the table.



Article number

3R-494-D10x50
3R-494-D12x50
3R-494-D16x50
3R-494-D22x50
3R-494-D26x50
3R-494-D32x50
3R-494-D40x50
3R-494-D50x50
3R-494-S12x50
3R-494-S22x50
3R-494-S26x50
3R-494-S32x50
3R-494-S40x50
3R-494-32x22x50
3R-494-40x22x50

Dimensions

Round blank Ø10x50 mm
Round blank Ø12x50 mm
Round blank Ø16x50 mm
Round blank Ø22x50 mm
Round blank Ø26x50 mm
Round blank Ø32x50 mm
Round blank Ø40x50 mm
Round blank Ø50x50 mm
Square blank 12x12x50 mm
Square blank 22x22x50 mm
Square blank 26x26x50 mm
Square blank 32x32x50 mm
Square blank 40x40x50 mm
Square blank 32x22x50 mm
Square blank 40x22x50 mm



Drawbar, 3R-405.11E

Drawbar Ø15 mm to mount MacroJunior holders in chucks 3R-400.XX and 3R-460.XX.

- Supplied in sets of 10.



Check ruler, 3R-406.11

For setting angular positions and for centring.

- Measuring length 60 mm.



Check mandrel, 3R-406.23

Check mandrel with ground C-reference.

- Measuring length 50 mm
- Weight 0.6 kg.



Drawbar, 3R-405.16E

Drawbar Ø15 mm to mount Macro holders in chucks 3R-460-XX.

- Supplied in sets of 10.



Fixed measuring probes

3R-US400.3

For machines with measurement cycle function.


- Measuring ball Ø3 mm
- Overall length 102 mm
- Weight 0.3 kg.



3R-US400.5

For machines with measurement cycle function.

- Measuring ball Ø5 mm
- Overall length 103 mm
- Weight 0.3 kg.



MacroJunior & MacroCombi – Accessories

TORX screwdriver, 3R-333-T20

For screws 3R-PI4.5x20E and 3R-PI4.5x25E.



Torque wrench, 3R-614-04

For manual MacroJunior and MacroCombi chucks. Also for 3Refix mandrels Ø10 mm, 3R-901-10E.

- 4 Nm.



TORX screws M4, 3R-MFT4x12E

For mounting electrode blanks.

- Length 12 mm
- Supplied in sets of 100, including a TORX screwdriver.



Self tapping TORX-screws, 3R-PI4.5x20E

For mounting electrode blanks.

- Length 20 mm
- Supplied in sets of 100.



Self tapping TORX-screws, 3R-PI4.5x25E

For mounting electrode blanks.

- Length 25 mm
- Supplied in sets of 100.



Soldering kit, 3R-404-25

For soldering electrode blanks on 3R-491E or 3R-SP19269.

- Supplied with flux.
- Supplied in sets of 100.



Cassette insert, 3R-650/8-JR

For storing MacroJunior holders in 3R-650/8x5 and 3R-150/5.

- Supplied in sets of 8.



MacroJunior & MacroCombi – Kit & accessories

User kit, 3R-468.31-S

3R-405.11	Drawbar, MacroJunior	x5
3R-405.16	Drawbar, Macro	x5
3R-460.31-5	Manual table chuck, Macro	x1
3R-465-L	Holder, MacroJunior	x2
3R-465-V	Holder, MacroJunior	x2
3R-491	Holder, MacroJunior	x30
3R-651.7-S	Reference element, 54x54 mm, Macro	x6
3R-656.1	Check ruler, Macro	x1
3R-658.1-S	Intermediate plate, 54x54 mm, Macro	x2
3R-658.2-S	Holder, 54x54 mm, Macro	x2
3R-658.4-S	Holder, 54x54 mm, Macro	x2
3R-333-T20	Screwdriver, TORX	x1
3R-PI4.5x20	TORX screw	x100
3R-614-04	Torque wrench, 4 Nm	x1



Splash guard, 90027.02

Intended for MacroCombi chucks. Can also be used as a cover for unused chucks.



Ring with code carrier, 3R-863.25-10

With pre-programmed unique identity, designed for MacroJunior 25 mm, 3R-491E.

- Supplied in sets of 10.



Clamping force meter kit, 3R-SSP115-BASE

For both pneumatic and manual chucks. This stand alone unit in combination with individual drawbars or drawbar kits, able to cover MacroJunior, Macro, MacroMagnum and Dynafix.

Note: Require drawbars with bayonet interface similar to 3R-605.1.

- Add-on kit for use in MacroJunior, 3R-SSP115-JUN
- Operating temp. +10 to +40° C
- Gauge size Ø90x47 mm
- Working range 1-22 kN
- Deviation ± 0.1 kN.
- Weight:
Display 0.34 kg.
Gauge 1.3 kg.



Add-on kit, 3R-SSP115-Jun

Add-on kit for 3R-SSP115-BASE.



MacroJunior & MacroCombi – Accessories

Lathe taper, 3R-TXXXX

Taper attachment for mounting chucks in taper spindles.

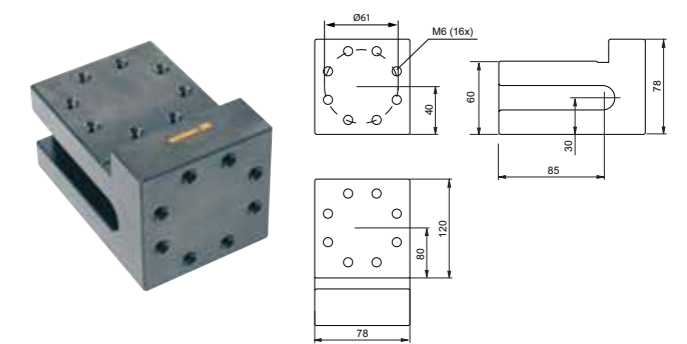
Note: Manufactured on request. State machine type, taper (1), drawbar thread (2) and which 3R chuck is to be mounted. Use the order form at the end of the catalogue.



Angle shelf, 3R-A21944

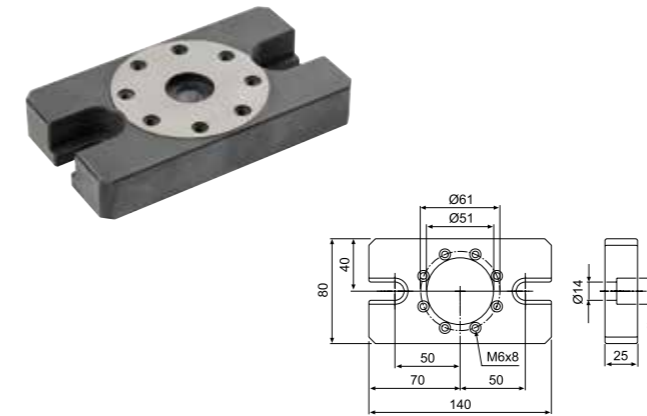
For vertical or horizontal mounting of 3R-400.34, 3R-460.34 and 3R-600.24-S on the machine table. Intended for milling

Note: Chuck to be ordered separately.



Adapter plate, 3R-A19724

For mounting of 3R-400.34, 3R-460.34 and 3R-600.24-S on machine table. Supplied with fixing screws for chuck and table.



Air unit, 3R-611.46

Unit for operation of pneumatic chucks. Three positions – open/neutral/closed.



MacroStd & MacroHP

Macro...

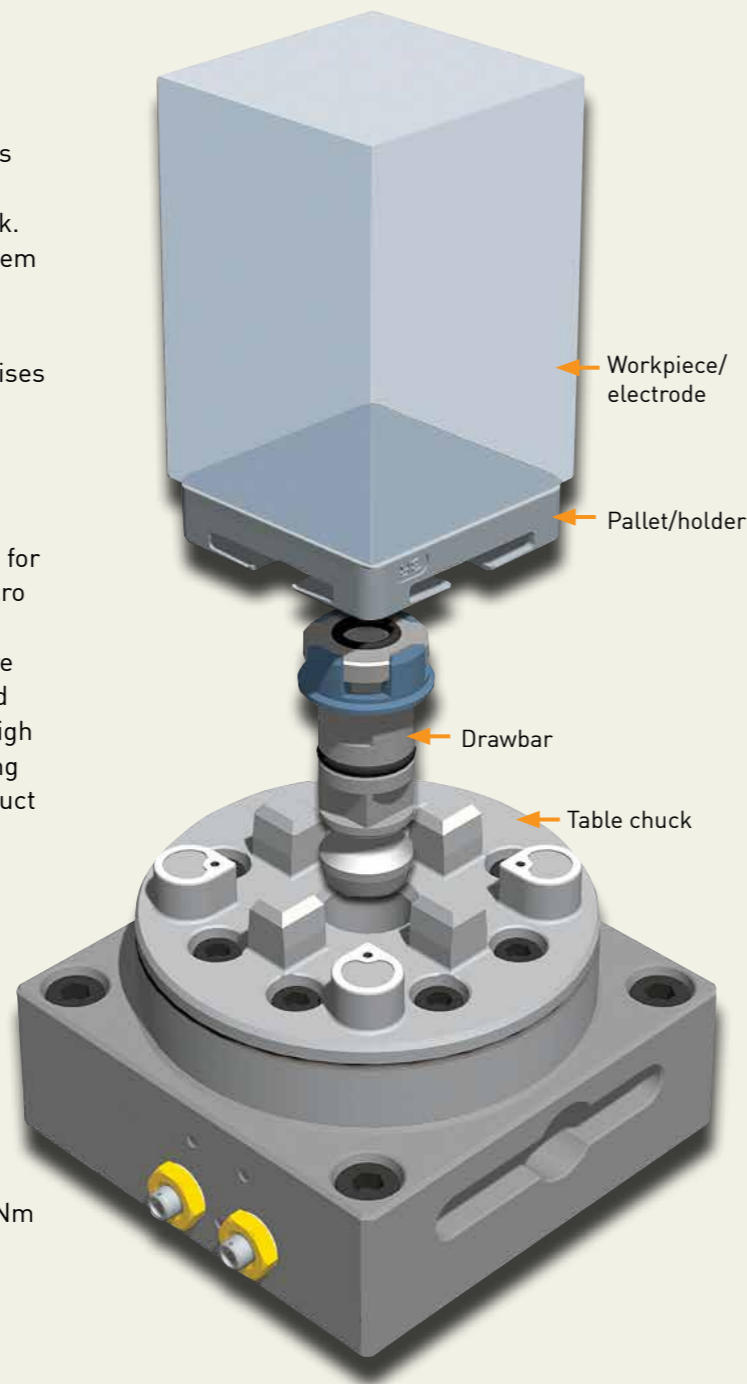
- ... reduces setting-up times.
- ... ensures precision and quality.
- ... has automatic air-blast cleaning of the references in the pneumatic chucks.
- ... has higher locking force in the pneumatic chucks – turbo locking.
- ... has references of cemented carbide or hardened ground steel.
- ... is suitable for automatic changing with System 3R's automation program.

If you want to compete in the global manufacturing industry, you need to study every aspect of efficiency. It's a matter of extracting the highest possible number of spindle-hours from each machine, every day of the week. And here, the importance of a high-class reference system can never be over-estimated. A reference system which reduces setup times to a few minutes.

Macro is such a reference system. A system that minimises the throughput time, and which, thanks to its accuracy, practically eliminates rejects. A system that increases flexibility and profitability. A system that increases competitiveness and ensures the success of its users.

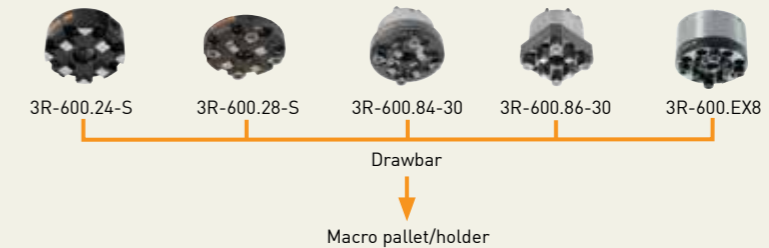
Among users world wide, the Macro system is a byword for precision. And with good reason, since every single Macro product is thoroughly checked before it is dispatched. But precision can be graded too. The Macro products are therefore "classified" in terms of accuracy, material and life – but always with full compatibility – as Standard, High Performance and Nano. Even so, it's worth remembering that the accuracy of a system is determined by the product with the lowest classification.

- + Repetition accuracy:
 - MacroNano – within 0.001 mm
 - MacroHighPerformance – within 0.0015 mm
 - MacroStandard – within 0.002 mm
- + Locking force – 6000 N
- + Fixed index positions – 4x90°
- + Required air pressure, pneumatic chuck – 6±1 bar
- + Recommended tightening torque, manual chuck – 6 Nm
- + Recommended max workpiece weight – 50 kg.

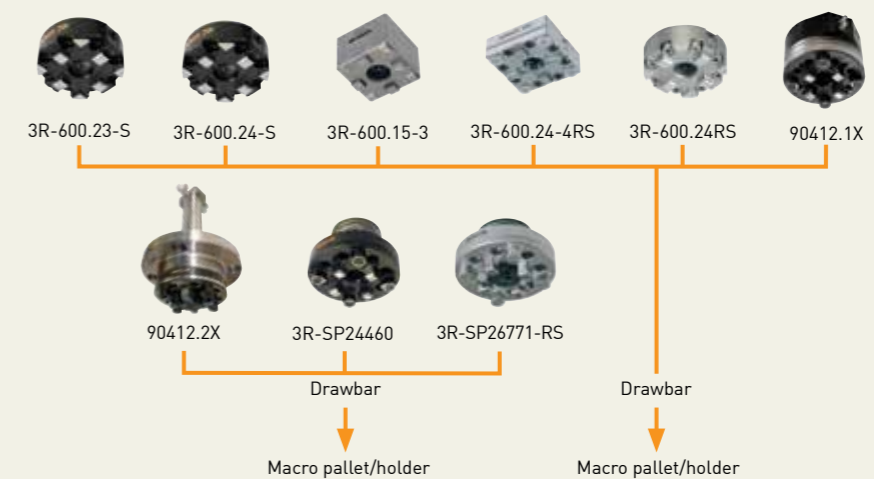


Macro – Chucks

Chucks	Article number	Drawbar	Feature
Manual Std	3R-600.24-S	3R-605.2	ground rear face
Manual Std	3R-600.28-S	3R-605.2	ground rear face
Pneumatic Std	3R-600.84-30	3R-605.1	machine-adapted
Pneumatic Std	3R-600.86-30	3R-605.1	machine-adapted
Pneumatic Std	3R-600.EX8	3R-605.1	machine-adapted



Chucks	Article number	Drawbar	Feature
Manual Std	3R-600.23-S	3R-605.2	Mounting flange, 6 Nm, Ø75 mm
Manual Std	3R-600.24-S	3R-605.2	Ground back face, 6 Nm, Ø75 mm
Pneumatic HP	3R-600.15-3	3R-605.2	Rust resistant, Ø 56 mm
Manual HP	3R-600.24-4RS	3R-605.2	Rust resistant, Ø 70 mm
Manual HP	3R-600.24RS	3R-605.1 / 3R-605.4	Rust resistant, Ø75 mm
Pneumatic Std	90412.1X	3R-605.1 / 3R-605.4	with swivel, low speed
Pneumatic HP	90412.2X	3R-605.1 / 3R-605.4	with swivel, low speed
Pneumatic Std	3R-SP24460	3R-605.1 / 3R-605.4	
Pneumatic HP	3R-SP26771-RS	3R-605.1 / 3R-605.4	rust-resistant

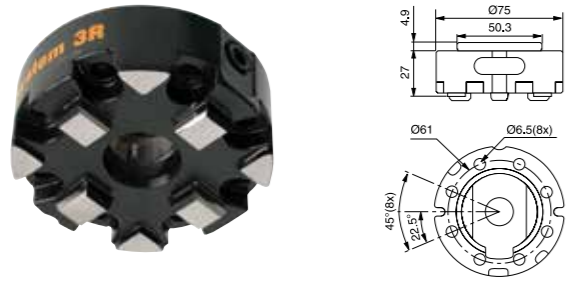


Macro – Chucks

Manual chuck, MacroStd, 3R-600.23-S

Cast chuck with mounting flange for mounting on the machine spindle or in a fixture.


- Required drawbar 3R-605.2
- Tightening torque 6 Nm
- Fixed index positions 4x90°
- Flushing connection
- Weight 0.7 kg.



Manual chuck, MacroStd, 3R-600.24-S

Cast chuck with ground back face for mounting on the machine spindle with 3R-A11489 or in a fixture on the machine table.

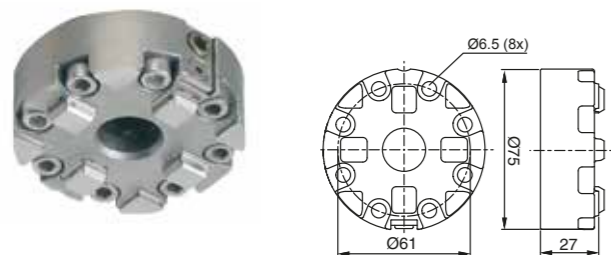
- Required drawbar 3R-605.2
- Tightening torque 6 Nm
- Fixed index positions 4x90°
- Flushing connection
- Weight 0.7 kg.



Manual chuck, MacroHP, 3R-600.24RS

Rust resistant manual chuck designed for permanent mounting.

- Required drawbar 3R-605.2RS
- Tightening torque 6 Nm
- Fixed index positions 4x90°
- Clamping force 6000 N
- Rust resistant
- Weight 0.7 kg.



Manual chuck, MacroStd, 3R-SP15055

Cast chuck with ground flange for installation in fixture/plate.

- Required drawbar 3R-605.2
- Tightening torque 6 Nm
- Fixed index positions 4x90°
- Flushing connection
- Weight 0.7 kg.



Manual chuck, MacroHP, 3R-600.24-4RS

Rust resistant chuck for Macro holder. Mounts on a suitable fixture.


- Required drawbar 3R-605.2RS
- Tightening torque 6 Nm
- Fixed index positions 4x90°
- Grinded front edge
- Rust resistant
- Weight 1 kg.



Manual chuck (low profile), MacroStd, 3R-600.28-S

Cast chuck with ground back face for mounting on the machine spindle. Also suitable in a fixture on the machine table or with adapterplate 3R-A26488.

- Required drawbar 3R-605.2
- Tightening torque 6 Nm
- Fixed index positions 4x90°
- Flushing connection
- Weight 1.1 kg.

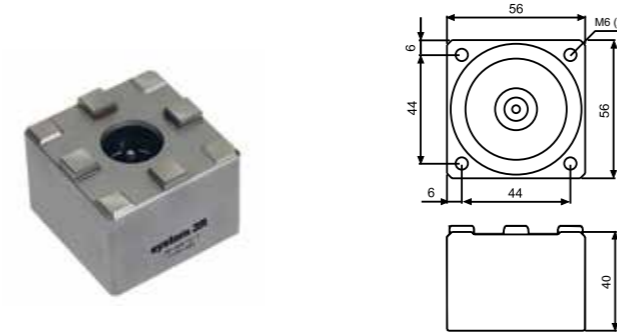


Macro – Chucks

Pneumatic chuck, MacroHP, 3R-600.15-3

Rust resistant pneumatic chuck for permanent mounting on the machine table.

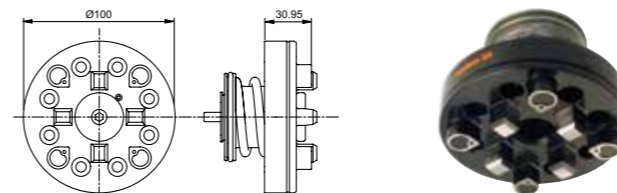
- Drawbar 3R-605.2RS included
- Fixed index positions 4x90°
- Required air pressure 6±1 bar
- Rust resistant
- Weight 0.8 kg.



Pneumatic chuck, MacroStd, 3R-SP24460

Pneumatic chuck for building-in, for example in a fixture, dividing head or B-axis.

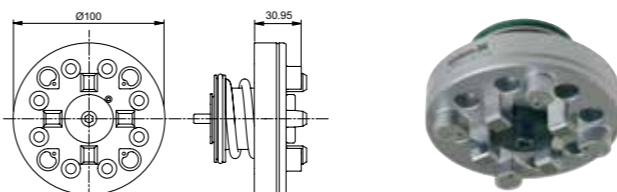
- Required drawbar 3R-605.1 or 3R-605.4
- Fixed index positions 4x90°
- Required air pressure 6±1 bar
- Air-blast cleaning of Z-references
- Turbo locking
- Weight 1.8 kg.



Pneumatic chuck, MacroHP, 3R-SP26771-RS

Rust resistant pneumatic chuck for building-in, for example in a fixture, dividing head or B-axis.

- Required drawbar 3R-605.1RS
- Fixed index positions 4x90°
- Required air pressure 6±1 bar
- Carbide XY-references
- Air-blast cleaning of Z-references
- Turbo locking
- Rust resistant
- Weight 1.8 kg.



Pneumatic chuck, MacroStd, 90412.1X

Pneumatic added-on chuck with swivel surrounding unit.

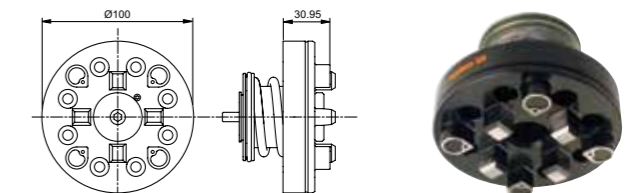
- For low RPM
- Machine adapted.



Pneumatic chuck, MacroHP, 3R-SP26771

Pneumatic chuck for building-in, for example on machine spindle or fixture.

- Required drawbar 3R-605.1 or similar
- Fixed index positions 4x90°
- Carbide XY-references
- Required air pressure 6±1 bar
- Air-blast cleaning of Z-references
- Turbo locking
- Weight 1.8 kg.



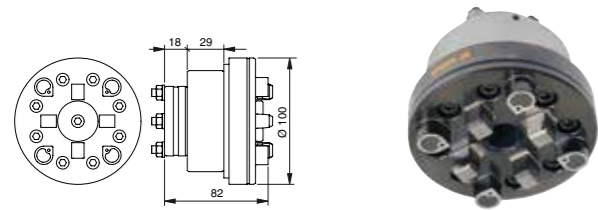
Macro – Chucks



Pneumatic chuck, MacroHP, 3R-600.84-3

Pneumatic chuck for permanent mounting in the machine spindle.

- Required drawbar 3R-605.1
- Fixed index positions 4x90°.
- Required air pressure 6±1 bar.
- Four M6 clearance holes, Ø 45 mm
- Air-blast cleaning of Z-references.
- Flushing connection
- Turbo locking.
- Carbide XY-References
- Weight 2.4 kg.

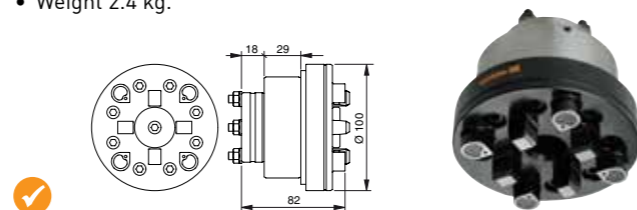


Pneumatic chuck, MacroStd, 3R-600.84-30

Pneumatic chuck for permanent mounting in the machine spindle.

Note: X/Y/Z references of hardened and ground steel, larger Z-references. Note: When ordering state machine make and type.

- Required drawbar 3R-605.1
- Required air pressure 6±1 bar
- Fixed index positions 4x90°
- Four M6 clearance holes, Ø 45 mm
- Air-blast cleaning of the Z-references
- Flushing connection
- Turbo locking
- Weight 2.4 kg.




Macro – Chucks

Pneumatic chuck, MacroHP, 90412.2X

Pneumatic built-in chuck with swivel in the back.


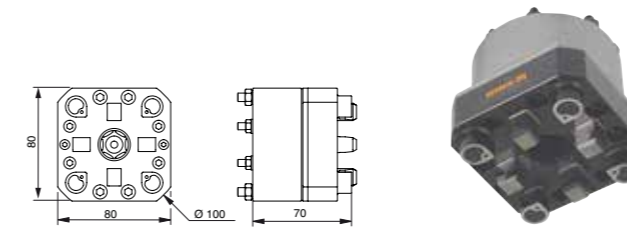
- For high RPM
- Machine adapted.



Pneumatic chuck, MacroHP, 3R-600.86-3

Pneumatic chuck for permanent mounting in the machine spindle.

- Required drawbar 3R-605.1
- Required air pressure 6±1 bar.
- Fixed index positions 4x90°.
- Air-blast cleaning of Z-references.
- Turbo locking.
- Carbide XY-References
- Weight 1.8 kg.

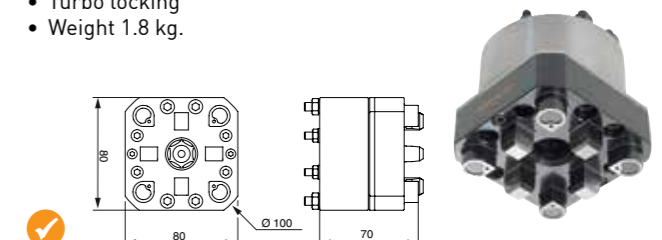


Pneumatic chuck, MacroStd, 3R-600.86-30

Pneumatic chuck for permanent mounting in the machine spindle.

Note: When ordering state machine make and type. Note: X/Y/Z references of hardened and ground steel, larger Z-references.

- Required drawbar 3R-605.1
- Required air pressure 6±1 bar
- Fixed index positions 4x90°
- Four M6 clearance holes, 67x20 mm and four M5 clearance holes, 63x26 mm
- Air-blast cleaning of the Z-references
- Flushing connection
- Turbo locking
- Weight 1.8 kg.



Macro – Chucks

Lathe chucks	Article number	Drawbar	Feature
Manual Std	3R-600.22	3R-605.2	Mounting flange
Manual HP	3R-600.20	3R-605.1 / 3R-605.4	Carbide references, 4 Nm
Pneumatic Std	3R-600.1-30	3R-605.1 / 3R-605.4	

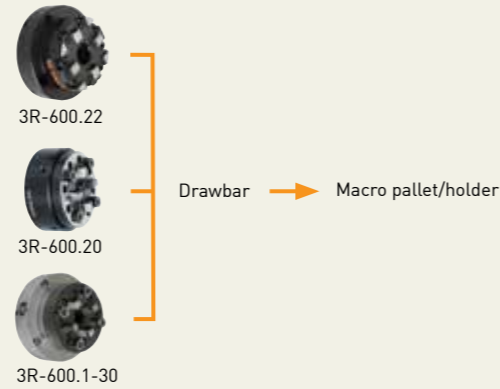



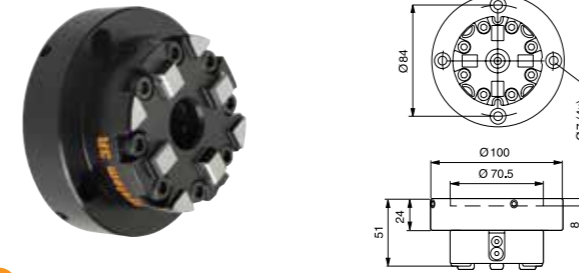
Table chucks	Article number	Drawbar	Feature
Manual Std	3R-610.21	3R-605.2	horizontal and vertical, 6 Nm
Manual Std	3R-610.21-S	3R-605.2	horizontal and vertical, 6 Nm
Manual Std	90842	3R-605.1	horizontal and vertical, 6 Nm
Manual VDP	3R-600.24-V	3R-605.2	vibration-damped, 6 Nm, Ø75 mm
Manual Std	3R-600.28-S	3R-605.2	low profile, 6 Nm, Ø100 mm
Manual Std	3R-600.24-S	3R-605.2	6 Nm, Ø75 mm
Pneumatic Std	3R-610.46-30	3R-605.1 / 3R-605.4	horizontal and vertical
Pneumatic HP	3R-600.15-3	3R-605.2RS	rust resistant
Pneumatic Std	3R-600.10-30	3R-605.1 / 3R-605.4	
Pneumatic HP	3R-600.10-3	3R-605.1 / 3R-605.4	
Pneumatic HP	3R-600.10-3RS	3R-605.1RS	rust resistant
Pneumatic Std	3R-600.14-30	3R-605.2	low profile
Pneumatic HP	3R-610.19	3R-605.1 / 3R-605.4	horizontal and vertical. 3Refix Ø20
Pneumatic VDP	3R-600.1-30V	3R-605.1 / 3R-605.4	vibration-damped
Pneumatic Std	3R-602.81	3R-605.10	low profile
Pneumatic HP	3R-602.81RS	3R-605.10	low profile, rust-resistant
Pneumatic Std	3R-610.4	3R-605.2	horizontal and vertical, vernier scale
Pneumatic VDP	3R-602.10-V	3R-605.2	vibration-damped
Pneumatic VDP	90716.09	3R-605.1 / 3R-605.4	vibration-damped
Pneumatic Std	3R-640.14-30	3R-605.2	4 Macro chucks



Macro – Chucks

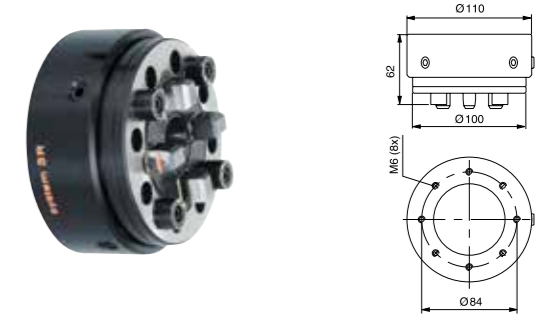
Manual lathe chuck, MacroStd, 3R-600.22

- With setting screws for centring.
- Required drawbar 3R-605.2
 - Tightening torque 6 Nm
 - Fixed index positions 4x90°
 - Weight 2.1 kg.



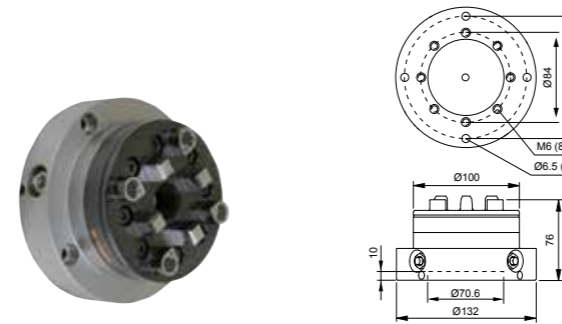
Manual chuck, MacroHP, 3R-600.20

- For mounting on the machine spindle with 3R-A3620 or on a lathe taper with centring ring 3R-612.6.
- Required drawbar 3R-605.1 or 3R-605.4
 - Tightening torque 4 Nm
 - Fixed index positions 4x90°
 - Carbide XY references
 - Weight 3.6 kg.




Pneumatic chuck, MacroStd, 3R-600.1-30

- Pneumatic chuck for permanent mounting on the machine spindle or onto the machine table.
- Required drawbar 3R-605.1
 - Fixed index positions 4x90°
 - Turbo locking
 - Weight 4 kg.



Manual chuck, MacroStd, 3R-610.21

- Three ground faces for vertical or horizontal mounting on the machine table.
- Required drawbar 3R-605.2
 - Tightening torque 6 Nm
 - Fixed index positions 4x90°
 - Flushing duct
 - Weight 2.2 kg.

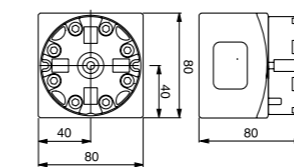


Manual chuck, MacroStd, 3R-610.21-S

- Two ground faces for vertical or horizontal mounting on the machine table.
- Required drawbar 3R-605.2
 - Tightening torque 6 Nm
 - Fixed index positions 4x90°
 - Flushing duct
 - Weight 3.5 kg

90842


- Required drawbar 3R-605.1, otherwise as 3R-610.21-S.



Except 90842

Pneumatic chuck, MacroHP, 3R-600.15-3

- Pneumatic chuck for permanent mounting on the machine table.
- Drawbar 3R-605.2RS included
 - Fixed index positions 4x90°
 - Required air pressure 6±1 bar
 - Rust resistant
 - Weight 0.8 kg.

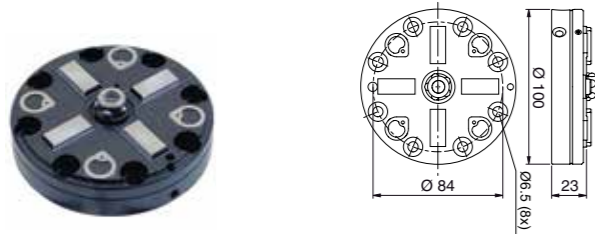


Macro – Chucks

Pneumatic chuck (low profile), MacroStd, 3R-602.81

Pneumatic chuck for permanent mounting on the machine table.

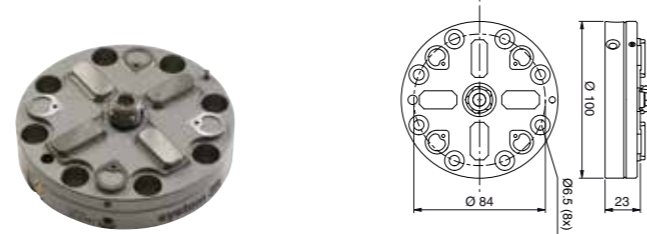
- Required drawbar 3R-605.10
- Required air pressure 6 ± 1 bar
- Fixed index positions $4 \times 90^\circ$
- Weight 1 kg.



Pneumatic chuck (low profile), MacroHP, 3R-602.81RS

Pneumatic chuck for permanent mounting on the machine table.


- Required drawbar 3R-605.10
- Clamping force 6000 N
- Fixed index positions $4 \times 90^\circ$
- Air-blast cleaning of Z-references
- Rust resistant
- Weight 1 kg.



Pneumatic chuck (low profile), MacroStd, 3R-600.14-30

Pneumatic chuck for permanent mounting on the machine table.


- Required drawbar 3R-605.2
- Required air pressure 6 ± 1 bar
- Fixed index positions $4 \times 90^\circ$
- Weight 2 kg.



Manual 3R block, MacroStd, 3R-610.4

For vertical or horizontal mounting on the machine table.

- Required drawbar 3R-605.2
- Fixed index positions $24 \times 15^\circ$
- Vernier scale
- Weight 5.5 kg.

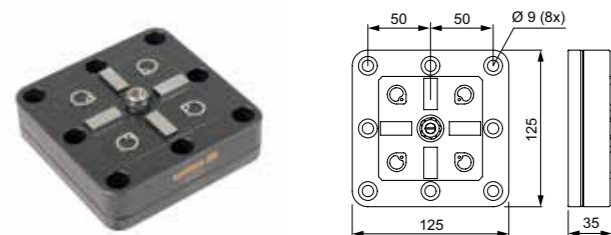


Pneumatic chuck, VDP, 3R-602.10-V

Pneumatic vibration-damped chuck, low-profile version for permanent mounting on the machine table.

- Required drawbar 3R-605.10
- Required air pressure 6 ± 1 bar
- Fixed index positions $4 \times 90^\circ$
- Air-blast cleaning of the Z-references
- Turbo locking.

VDP[®]

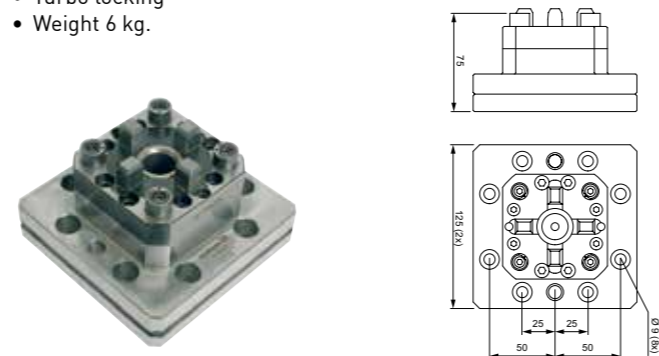


Pneumatic chuck, VDP, 90716.09

Pneumatic vibration-damped chuck for permanent mounting on the machine table.

- Required drawbar 3R-605.1 or 3R-605.4
- Required air pressure 6 ± 1 bar
- Fixed index positions $4 \times 90^\circ$
- Air-blast cleaning of the Z-references
- Turbo locking
- Weight 6 kg.

VDP[®]




Macro – Chucks

Pneumatic chuck, MacroHP, 3R-600.10-3

Pneumatic chuck locked/opened with air gun.


- Required drawbar 3R-605.1 or 3R-605.4
- Required air pressure 6 ± 1 bar
- Fixed index positions $4 \times 90^\circ$
- Air-blast cleaning of the Z-references
- Carbide XY-References
- Turbo locking
- Weight 4.4 kg.



Pneumatic chuck, MacroHP, 3R-600.10-3RS

Pneumatic chuck locked/opened with air gun.


- Required drawbar 3R-605.1RS
- Required air pressure 6 ± 1 bar
- Fixed index positions $4 \times 90^\circ$
- Air-blast cleaning of the Z-references
- Carbide XY-References
- Turbo locking
- Rust resistant
- Weight 4.4 kg.



Pneumatic chuck, MacroStd, 3R-600.10-30

Pneumatic chuck locked/opened with air gun.


- Required drawbar 3R-605.1 or 3R-605.4
- All references of hardened and ground steel
- Required air pressure 6 ± 1 bar
- Fixed index positions $4 \times 90^\circ$
- Air-blast cleaning of the Z-references
- Turbo locking
- Weight 4.4 kg.



Pneumatic chuck, MacroStd, 3R-610.46-30

Pneumatic chuck for horizontal or vertical use.

- Required drawbar 3R-605.1 or 3R-605.4
- Required air pressure 6 ± 1 bar
- Fixed index positions $4 \times 90^\circ$
- Air unit included
- Weight 4.4 kg.




Pneumatic chuck, VDP, 3R-600.1-30V

Pneumatic vibration-damped chuck.

- Required drawbar 3R-605.1 or 3R-605.4
- Required air pressure 6 ± 1 bar
- Fixed index positions $4 \times 90^\circ$
- Air-blast cleaning of the Z-references
- Turbo locking
- Weight 6 kg.

VDP[®]




Manual chuck, VDP, 3R-600.24-V

Manual vibration-damped chuck, $\varnothing 170$ mm.

- Required drawbar 3R-605.2
- Tightening torque 6 Nm
- Building-in height 85 mm.
- Centre spacing 63 to 100 mm
- Weight 6 kg.

VDP[®]



Macro – Chucks

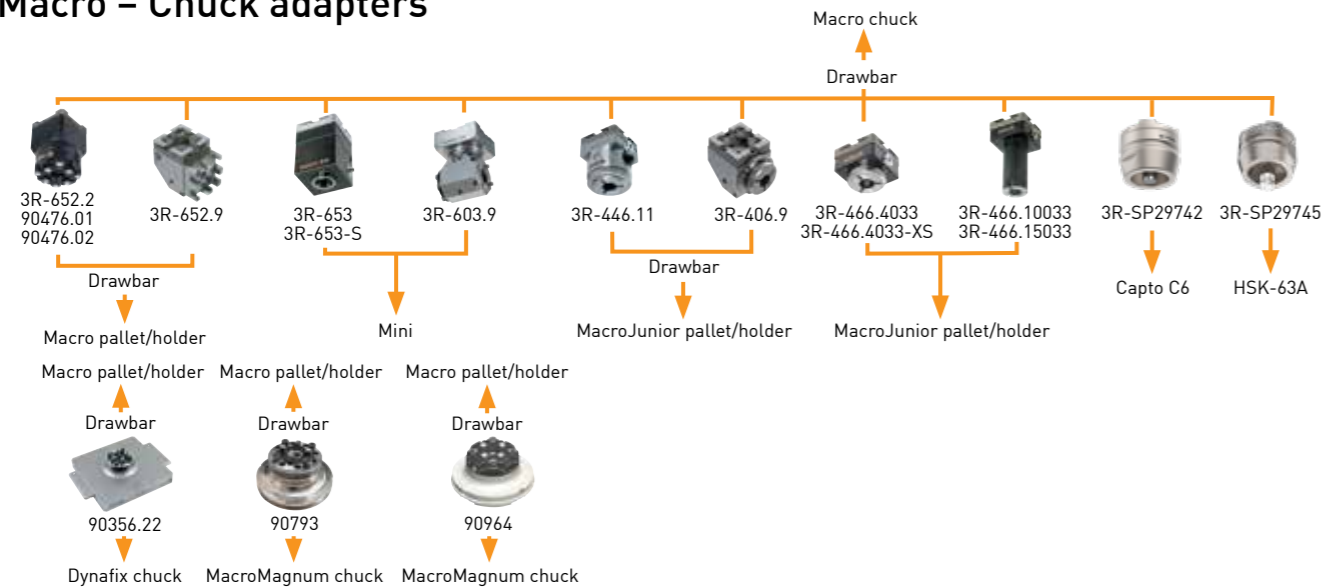
Pneumatic chuck, Macro Quad, 3R-640.14-30

For permanent mounting on the machine table. All connections from the side or back of the chuck.

- Required drawbar 3R-605.2 or similar
- Required air pressure 6 ± 1 bar
- Fixed index positions $4 \times 90^\circ$
- Permissible torque 135 mm
- Air-blast cleaning of the Z-references
- Solid X & Y-references
- Turbo locking
- Weight 10 kg.



Macro – Chuck adapters



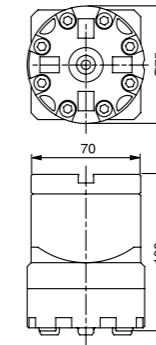
Chuck adapters	Article number	Drawbar	Feature
Manual	3R-652.2	3R-605.2	100 mm
Manual	3R-652.9	-	90°. Locking screw with M6 drawpin
Manual	3R-653	-	Macro ► Mini, rust resistant
Manual	3R-653-S	-	Macro ► Mini
Manual	3R-603.9	-	Macro ► Mini 90°, rust resistant
Manual	3R-446.11	3R-405.11	Macro ► MacroJunior
Manual	3R-466.4033	-	Macro ► MacroJunior. locking screw
Manual	3R-466.4033-S	-	Macro ► MacroJunior. locking screw
Manual	3R-406.9	-	Macro ► MacroJunior 90°. locking screw
Manual	3R-466.10033	-	Macro ► MacroJunior 100 mm. locking screw
Manual	3R-466.15033	-	Macro ► MacroJunior 150 mm. locking screw
Manual	3R-SP29742	-	Macro ► Capto C6, rust resistant
Manual	3R-SP29745	-	Macro ► HSK-63A, rust resistant
Pneumatic	90356.22	3R-605.1 / 3R-605.4	Dynafix ► Macro
Pneumatic	90793	3R-605.1 / 3R-605.4	MacroMagnum ► Macro
Manual	90964	3R-605.2	MacroMagnum ► Macro

Macro – Chuck adapters

Manual chuck adapter, Macro-Macro, 3R-652.2

Distance adapter to extend the machine spindle. Mechanical clamping from the side.

- Required drawbar 3R-605.2
- Solid X & Y-references
- Height 100 mm
- Adapted for automatic changing
- Flushing duct
- Recommended clamping torque 6 Nm
- Permissible torque: 135 Nm
- Weight 4.5 kg.



Manual chuck adapter, Macro-Macro, 90476.01

Distance adapter to extend the machine spindle. Mechanical clamping from the side.

- Required drawbar 3R-605.2
- Solid X & Y-references
- Height 200 mm
- Adapted for automatic changing
- Flushing duct
- Recommended clamping torque 6 Nm
- Permissible torque: 135 Nm
- Weight 8 kg.



Manual chuck adapter, Macro-Macro, 90476.02

Distance adapter to extend the machine spindle. Mechanical clamping from the side.

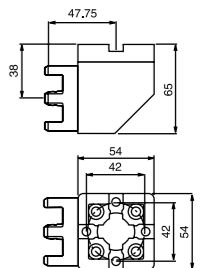
- Required drawbar 3R-605.2
- Solid X & Y-references
- Height 250 mm
- Adapted for automatic changing
- Flushing duct
- Recommended clamping torque 6 Nm
- Permissible torque: 135 Nm
- Weight 9 kg.



Manual chuck adapter 90°, Macro-Macro, 3R-652.9

For horizontal mounting of Macro holders. Supplied with drawbar for screw locking.

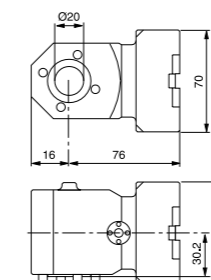
- Rust resistant
- Weight 2.4 kg.



Manual chuck adapter 90°, Macro-Mini, 3R-603.9

For horizontal mounting of Mini holders in the Macro system.

- Rust resistant
- Flushing connection
- Weight 1.9 kg.



Macro – Chuck adapters

Manual chuck adapter, Macro-Mini, 3R-653-S

For mounting Mini holders in the Macro system.

- MacroStandard coupling
- Can be changed automatically
- Weight 1.3 kg.



Manual chuck adapter, Macro-Mini, 3R-653

For mounting Mini holders in the Macro system.


- MacroHP coupling
- Can be changed automatically
- Rust-resistant
- Weight 1.3 kg.



Manual chuck adapter, MacroMagnum-Macro, 90964

From MacroMagnum into Macro system. Chuck adapter with built-in Macro chuck.

- Requires drawbar 3R-605.2 or similar.
- Solid X & Y-References
- Recommended clamping torque 6 Nm
- Permissible torque 135 Nm
- Clamping force 6000 N
- Max load 50 kg to acquire accuracy 0.002 mm
- Weight 4.3 kg.



Pneumatic chuck adapter, MacroMagnum-Macro, 3R-682.600-A

Chuck adapter with built-in pneumatic Macro chuck for mounting in 3R-680.10-2A.

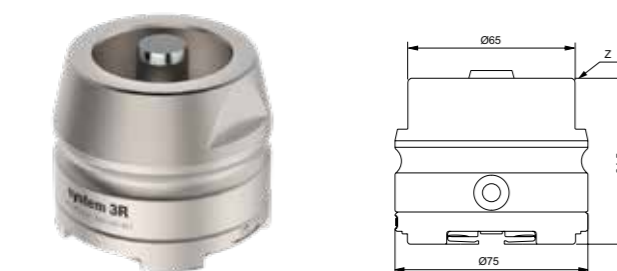
- Weight 4.5 kg.



Manual adapter, Macro-Capto C6, 3R-SP29742

Access to clamping from underneath. Torque wrench for optimal performance.

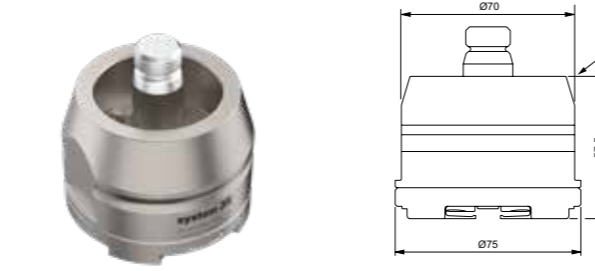
- Suitable for automatic changer.
- Recommended clamping torque 30 Nm
- Rust-resistant
- Weight 1.5 kg.



Manual adapter, Macro-HSK-63A, 3R-SP29745

Access to clamping from underneath. Torque wrench for optimal performance.

- Suitable for automatic changer.
- Recommended clamping torque 30 Nm
- Rust-resistant
- Weight 1.5 kg.



Macro – Chuck adapters

Manual chuck adapter 90°, Macro-MacroJunior, 3R-406.9

For horizontal mounting of MacroJunior holders in the Macro system. Screw locking.

- Adapted for automatic changing
- Rust-resistant
- Fixed index positions 3x120°
- Weight 2.4 kg.



Manual chuck adapter, Macro-MacroJunior, 3R-446.11

For mounting in the Macro system. Side locking of the MacroJunior holder. Duct for flushing through the electrode.

- Required drawbar 3R-405.11
- Precision-cast Macro reference element
- Adapted for automatic changing
- Fixed index positions 3x120°
- Weight 1.3 kg.



Manual chuck adapters, Macro-MacroJunior

For mounting in the Macro system. Axial locking screw with channel for flushing through the electrode.

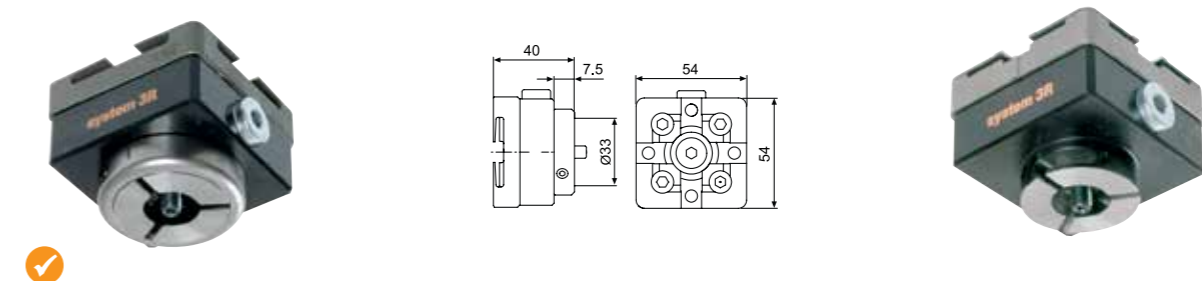
3R-466.4033

- Precision-cast Macro reference element
- Adapted for automatic changing
- Fixed index positions 3x120°
- Weight 1.1 kg.

3R-466.4033-S

Note: For EDM machining only.

- Adapted for automatic changing
- Fixed index positions 3x120°
- Weight 1 kg.



Macro – Chuck adapters & Rotating spindles


Manual chuck adapters, Macro-MacroJunior

For mounting in the Macro system. Axial locking screw with channel for flushing through the electrode.

Note: For EDM machining only.


3R-466.10033

- Fixed index positions 3x120°
- Adapted for automatic changing
- Height 100 mm
- Weight 0.8 kg.



3R-466.15033

- Fixed index positions 3x120°
- Adapted for automatic changing
- Height 150 mm
- Weight 1.2 kg.



Manual chuck adapter, Macro-GPS 70, C 188 550

Adaption of Macro on GPS 70.


- Required drawbar N 901 800
- Built-up height 45.5 mm
- Tightening torque 2.8 Nm
- Weight 1 kg.



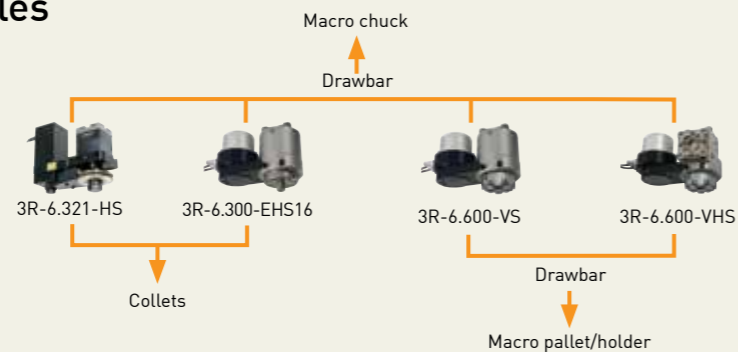
Manual chuck adapter, GPS 70-Macro, C 188 560

Adaption of GPS 70 on Macro.

- Required drawbar 3R-605.2
- Built-up height 60 mm
- Weight 1.9 kg.



Macro – Rotating spindles



Rotating spindles	Article number	Drawbar	Feature
Vertical standard	3R-6.321-HS	-	collets
Vertical standard	3R-6.600-VS	3R-605.2	rust resistant
Vertical and horizontal standard	3R-6.600-VHS	3R-605.2	rust resistant
Vertical standard	3R-6.300-EHS16	-	collets, ER-16, rust-resistant

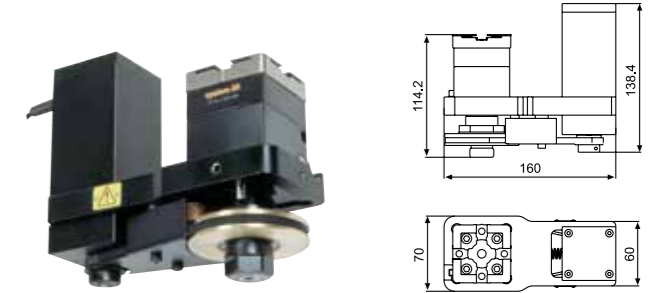
Macro – Rotating spindles



Rotating spindle, 3R-6.321-HS

Electrical spindle for round electrodes.

- Supplied with collet chuck set 3R-ER16E
- Electrode sizes Ø0.5-10 mm
- Speed range 200-2000 rev/min
- Recommended maximum flushing pressure 1 bar (dynamic/rotating)
- Recommended maximum flushing pressure 10 bar (static/idle)
- Weight 4.9 kg.



Rotating spindles

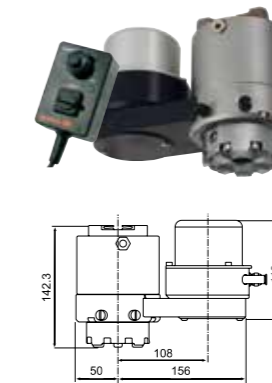
For mounting in a Macro chuck. Flushing via flushing connection.

- Control unit included
- Required drawbar 3R-605.2, but 3R-605.2RS in wire EDM machines
- Rust-resistant
- Immersible
- Maximum electrode weight 5 kg
- Maximal flushing pressure through the chuck: 40 bar
- Weight 9.5 kg.

3R-6.600-VS

For vertical mounting in EDM machines.


- Speed range 60-2000 rev/min.



3R-6.600-VHS

For vertical mounting in die-sinking EDM machines and horizontal mounting in wire EDM machines.

- Speed range 60-1500 rev/min.



Rotating spindles, 3R-6.300-EHS16

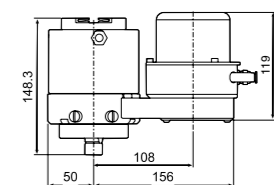
For clamping in a vertical Macro chuck.

Flushing via flushing connection.

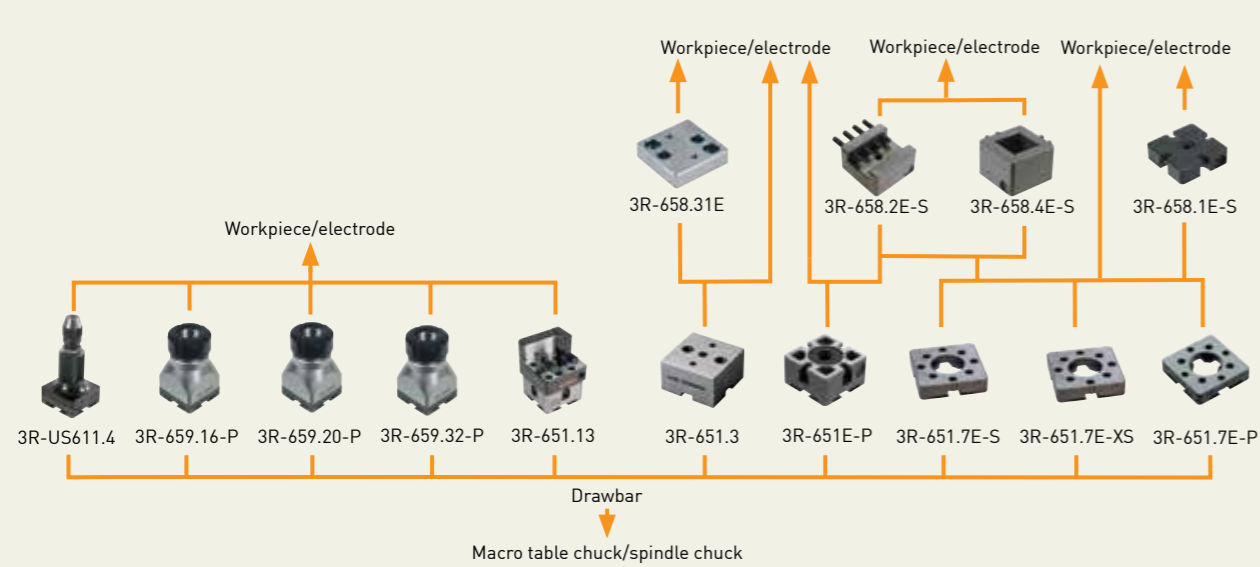
- Drawbar depends on chosen chuck
- Control unit included
- Rust-resistant
- Immersible
- Speed range 60-2000 rev/min
- Maximum flushing pressure 80 bar
- Weight 10 kg.

Recommended collet sets

Make	Collet set	Size (mm)	Nut M19x1
Balzer	EHS16	Ø0.09-3	Integral
Regofix	ER16, ER16-UP	Ø0.5-10	ERM16, ERM16, ER16 MS
Tecnopinz	ETS16	Ø1.25-10	ETS16,2



Macro – Pallets, holders & reference elements

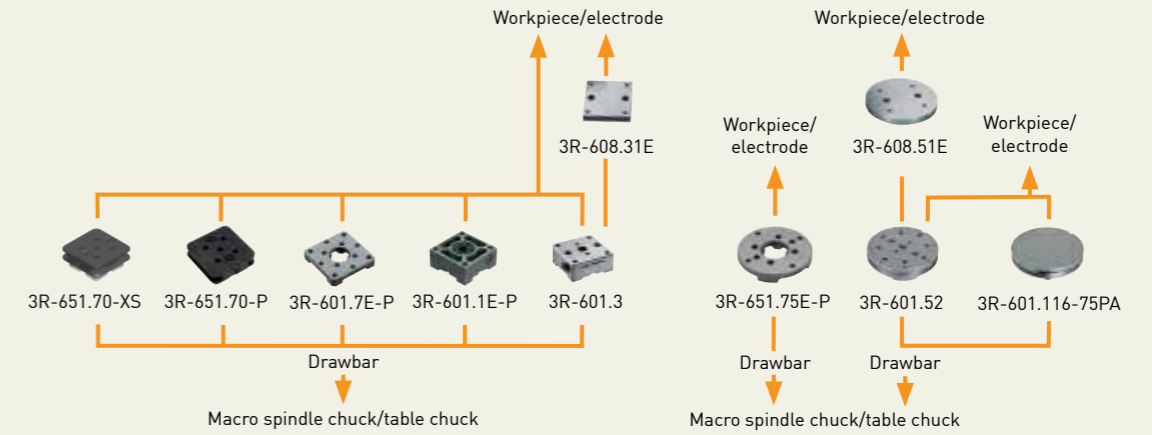


Holders, pallets and ref. element, 54x54 mm

	Article number	Feature
Hardened reference element 12.5 mm, HP	3R-651.7E-P	rust-resistant
Hardened reference element 12.5 mm, Std	3R-651.7E-XS	
Hardened reference element 12.5 mm, Std	3R-651.7E-S	surface-treated
Hardened pallet 30 mm, HP	3R-651E-P	rust-resistant
Hardened pallet 30 mm, HP	3R-651.3	52x52 mm / 3Refix Ø10, rust resistant
Unhardened pallet 14.4 mm	3R-658.31E	52x52 mm / 3Refix Ø10
Hardened holder, HP	3R-651.13	<30x30 mm
Unhardened holder	3R-658.4E-S	<30x30 mm
Unhardened holder	3R-658.2E-S	<30 mm
Spacer plate, Std and HP	3R-658.1E-S	
Collet chuck ER16, HP	3R-659.16-P	Ø0,5-10 mm, rust resistant
Collet chuck ER20, HP	3R-659.20-P	Ø1-13 mm, rust resistant
Collet chuck ER32, HP	3R-659.32-P	Ø2-20 mm, rust resistant
Three-jaw chuck	3R-US611.4	



Macro – Pallets & reference elements



Pallets and ref. elements, 70x70 mm

	Article number	Feature
Hardened reference element 12.5 mm, HP	3R-601.7E-P	rust resistant
Hardened pallet 30 mm, HP	3R-601.1E-P	rust resistant
Hardened pallet 30 mm, HP	3R-601.3	rust resistant. 3Refix Ø10
Unhardened pallet 14.2 mm	3R-608.31E	3Refix Ø10
Unhardened pallet, HP	3R-651.70-P	reference element 54x54 mm
Unhardened pallet, Std	3R-651.70-XS	reference element 54x54 mm

Ref. element, Ø75 mm

Hardened reference element 12.5 mm standard and HP	3R-651.75E-P	rust resistant
--	--------------	----------------

Pallets, Ø116 mm

	Article number	Feature
Hardened pallet, HP	3R-601.52	3Refix Ø10 mm, rust-resistant
Unhardened pallet, HP	3R-601.116-75PA	With reference element Ø75 mm
Unhardened pallet	3R-608.51E	3Refix Ø10 mm



Macro – Pallets, reference elements & spacers

Reference element 54x54 mm, MacroStd

Hardened reference element for copper electrodes and workpieces.

Note: Must be mounted on the copper blank/workpiece before it is locked in a chuck.

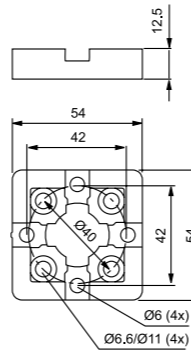
Note: For graphite electrodes, spacer plate 3R-658.1E-S is required.

3R-651.7E-S

- Nickel-plated side faces
- Supplied in sets of 8
- Weight per set 1.3 kg

3R-651.7E-XS

- Untreated side faces
- Supplied in sets of 8
- Weight per set 1.3 kg

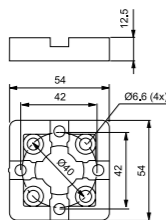


Reference element 54x54 mm, MacroHP, 3R-651.7E-P

Hardened and precision-cast, with clearance holes for four fixing screws.

Note: Must be mounted on the workpiece/fixture before it is locked in a chuck.

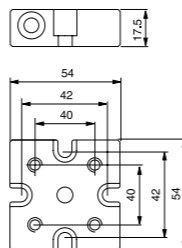
- Parallel-ground top and bottom faces
- Fixed index positions 4x90°
- Rust resistant
- Supplied in sets of 8
- Weight per set 1.3 kg



Spacer plate, 54x54 mm, 3R-658.1E-S

For graphite electrodes or copper electrodes/workpieces with a rough mounting surface. To be mounted on 3R-651.7E-S, 3R-651.7E-XS or 3R-651.7E-P.

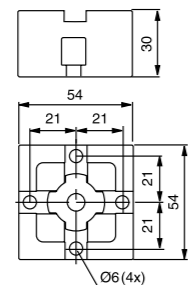
- Ready for code carrier
- Supplied in sets of 8
- Weight per set 2.5 kg



Pallet, 54x54 mm, MacroHP, 3R-651E-P

Hardened, with clearance holes for four fixing screws.

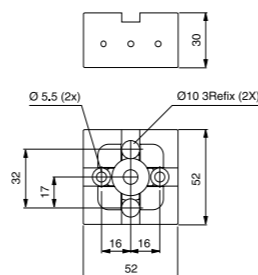
- Ready for code carrier
- Fixed index positions 4x90°
- Rust resistant
- Flushing duct
- Supplied in sets of 8
- Weight per set 3.4 kg



Pallet, 52x52 mm, MacroHP, 3R-651.3

Hardened, with 3Refix holes, flushing connection and clearance holes for two fixing screws.

- 3Refix Ø10 mm
- Ready for code carrier
- Parallel-ground top and bottom faces
- Fixed index positions 4x90°
- Rust resistant
- Flushing duct
- Weight 0.5 kg



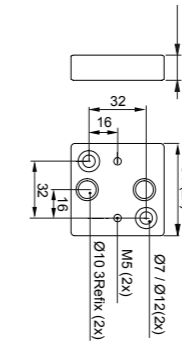
Macro – Pallets & holders

Pallet, 52x52 mm, 3R-658.31E

Unhardened with 3Refix holes and two M5 threads.

Designed to be mounted on 3R-651.3.

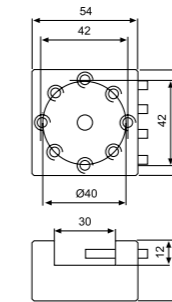
- 3Refix Ø10 mm
- Building-in height 14.4 mm
- Supplied in sets of 10
- Weight per set 2.2 kg



Holder, 54x54 mm, 3R-658.2E-S

Unhardened holder for flat electrodes with maximum width 30 mm. To be mounted on 3R-651.7E-S or 3R-651.7E-XS.

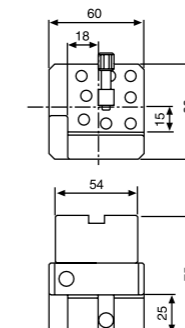
- Ready for code carrier
- Flushing duct
- Supplied in sets of 8
- Weight per set 3.5 kg



Holder, MacroHP, 3R-651.13

Hardened holder for square electrodes max 30 mm.

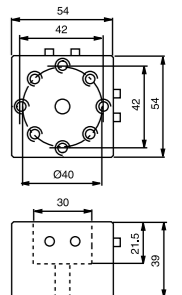
- Max. workpiece 32x28 mm
- Ready for code carrier
- Parallel-ground top and bottom faces
- Fixed index positions 4x90°
- Flushing connection
- Weight 1.2 kg



Holder, 54x54 mm, 3R-658.4E-S

Unhardened holder for square or round electrodes, max 30 mm. To be mounted on 3R-651.7E-S, 3R-651.7E-XS or 3R-651.7E-P.

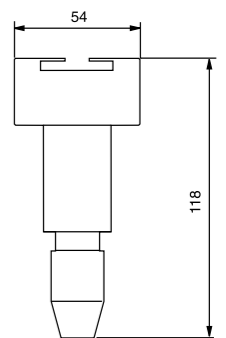
- Ready for code carrier
- Flushing duct
- Supplied in sets of 8
- Weight per set 5.5 kg



Three-jaw chuck, 3R-US611.4

For 0-3 mm electrodes.

- Weight 0.8 kg.




Macro – Pallets & reference elements

Pallet, 70x70 mm, 3R-608.31E

Unhardened with 3Refix holes and four M6 threads. Designed to be mounted on 3R-601.3 or 3R-601.52.

- 3Refix $\varnothing 10$ mm
- Building-in height 14.2 mm
- Supplied in sets of 10
- Weight per set 4.4 kg.




Reference element, 70x70 mm, MacroHP, 3R-601.7E-P

Hardened and precision-cast, with clearance holes for four fixing screws.

Note: Must be mounted on the workpiece/fixture before it is locked in a chuck.

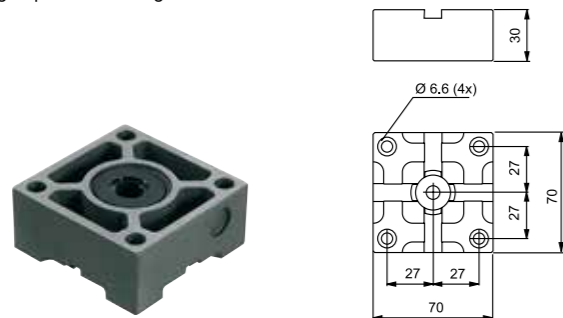
- Parallel-ground top and bottom faces
- Fixed index positions 4x90°
- Rust resistant
- Supplied in sets of 5
- Weight per set 3 kg.



Pallet, 70x70 mm, MacroHP, 3R-601.1E-P

Hardened, with clearance holes for four fixing screws.


- Ready for code carrier
- Fixed index positions 4x90°
- Rust resistant
- Flushing duct
- Supplied in sets of 5
- Weight per set 3.2 kg.



Pallet, 70x70 mm, MacroHP, 3R-601.3

Hardened with 3Refix holes, flushing connection and clearance holes for six fixing screws.

- 3Refix $\varnothing 10$ mm
- Ready for code carrier
- Parallel-ground top and bottom faces
- Fixed index positions 4x90°
- Rust resistant
- Flushing duct
- Weight 1 kg.



Macro – Pallets, reference elements & accessories

PT Pallet, 70x70 mm, 3R-651.70-P

Unhardened pallet with reference element 3R-651.7-P.

- Ready for code carrier
- Ready for automation
- Gripp outside the pallet
- Sealing ring between pallet and chuck
- Weight 1 kg.



PT Pallet, 70x70 mm, 3R-651.70-XS

Unhardened pallet with reference element 3R-651.7-XS.

- X, Y & Z-references hardened
- Ready for code carrier
- Ready for automation
- Gripp outside the pallet
- Sealing ring between pallet and chuck
- Weight 1 kg.



PT = Process Tooling

Accessories:

PT Sealing ring, High, 3R-612.54-A

Suitable for some Macro chucks with drawbar 3R-605.1*.



PT Sealing ring, Low, 3R-612.54-S

Suitable for some Macro chucks with drawbar 3R-605.2*.



*For more info please ask System 3R.

Application example.

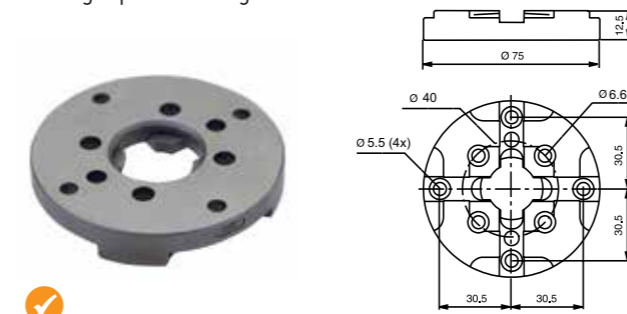


Reference element, $\varnothing 75$ mm, 3R-651.75E-P

Hardened and milled with clearance holes for eight fixing screws.

Note: Must be mounted on the workpiece/fixture before it is locked in a chuck.

- Fixed index positions 4x90°
- Parallel-ground top and bottom faces
- Rust resistant
- Supplied in sets of 10 pcs.
- Weight per set 2.7 kg.



Collet chucks, MacroHP

3R-659.16-P

- For collets ER16
- Electrode size 0.5-10 mm
- Flushing duct
- Building-in height 62 mm
- Weight 0.8 kg.

3R-659.32-P

- For collets ER32
- Electrode size 2-20 mm
- Flushing duct
- Building-in height 94 mm
- Weight 1.2 kg.

3R-659.20-P

- For collets ER20
- Electrode size 1-13 mm
- Flushing duct
- Building-in height 69 mm
- Weight 1.2 kg.



Gate chuck, 3R-US90-601

Fixed index positions at 0, 30, 45, 60 and 90 degrees. Other angles are set with a sine rule.

- Weight 1.1 kg.



Macro – Pallets & user kits

Pallet, Ø116 mm, 3R-601.116-75PA

Unhardened pallet with reference element 3R-651.75-P.

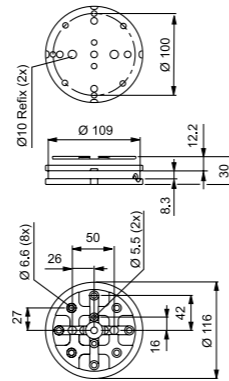
- X, Y & Z-references hardened
- Ready for code carrier
- Adapted for automatic changing.



Pallet, Ø116 mm, MacroHP, 3R-601.52

Hardened, with 3Refix holes and clearance holes for ten fixing screws.

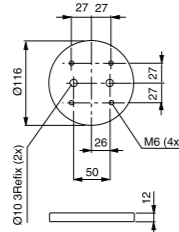
- 3Refix Ø10 mm
- Adapted for automatic changing
- Ready for code carrier
- Parallel-ground top and bottom faces
- Fixed index positions 4x90°
- Rust resistant
- Weight 1.9 kg.



Pallet, Ø116 mm, 3R-608.51E

Unhardened with 3Refix holes and four M6 threads. Designed to be mounted on 3R-601.3 or 3R-601.52.

- 3Refix Ø10 mm
- Supplied in sets of 10
- Weight per set 10 kg.



Sealing ring, High, 3R-612.116-A

Suitable for some Macro chucks with drawbar 3R-605.1*.

Note: Only suitable for Ø116 mm pallets.



*For more info please ask System 3R.

Sealing ring, Low, 3R-612.116-S

Suitable for some Macro chucks with drawbar 3R-605.2*.

Note: Only suitable for Ø116 mm pallets.



*For more info please ask System 3R.

User kit, 3R-628.31-S

3R-605.1	Drawbar, long	x4
3R-605.2	Drawbar, short	x2
3R-610.21-S	Manual table chuck	x1
3R-651.7-S	Ref. element, 54x54 mm	x12
3R-656.1	Check ruler	x1
3R-658.1-S	Spacer plate 54x54 mm	x2
3R-658.4-S	Holder 54x54 mm	x4
3R-658.2-S	Holder 54x54 mm	x4



Macro – User kits & accessories

User kit, 3R-628.41-S



3R-465.1-A	Holder with MacroJunior taper	x4
3R-461.1-GA	Holder with MacroJunior journal	x2
3R-466.4033	Chuck adapter Macro/MacroJunior	x1
3R-466.10033	Chuck adapter Macro/MacroJunior	x1
3R-491	Pallet 25 mm MacroJunior	x10
3R-605.1	Drawbar, long	x4
3R-605.2	Drawbar, short	x2
3R-610.21-S	Manual table chuck	x1
3R-651.7-S	Reference element, 54x54 mm	x8
3R-656.1	Check ruler	x1
3R-658.1-S	Spacer plate 54x54 mm	x2
3R-658.4-S	Holder 54x54 mm	x2
3R-658.2-S	Holder 54x54 mm	x2
	Screw MTF4x12	x90
	Screw wrench	x1



Drawbars

3R-605.1E

- Ø20x57.1 mm with flushing holes Ø7 mm
- Supplied in sets of 10 pcs.

3R-605.1EE

- Supplied in sets of 40 pcs.



3R-605.2RS

- Ø20x36.9 mm with flushing holes Ø7 mm
- Rust resistant
- Supplied 1 pc.



3R-605.14E

- Ø20x57 mm with flushing holes Ø7 mm
- Intended for MacroCombi automatic electrode changers
- Supplied in sets of 10 pcs.



Drawbars

3R-605.2E

- Ø20x36.9 mm with Ø7 mm flushing hole
- Supplied in sets of 5 pcs.

3R-605.2EE

- Supplied in sets of 20 pcs.



3R-605.10

- Ø20x13 mm
- Rust resistant
- Supplied 1 pc.

3R-605.10E

- Supplied in sets of 10 pcs.

3R-605.10EE

- Supplied in sets of 20 pcs.



3R-605.4E

For round pallets adapted for automatic changing

- Ø20x57.1 without flushing hole
- Supplied in sets of 10 pcs.

3R-605.4EE

- Supplied in sets of 40 pcs.

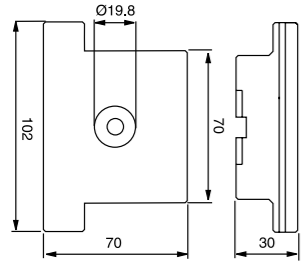


Macro – Accessories

Control ruler, 3R-606.1

For setting angular positions and for centring Macro chucks.

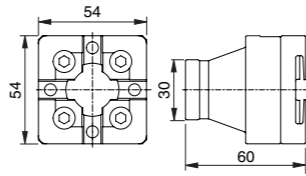
- Ground hole for centring.
- Measuring length 100 mm
- Weight 1.4 kg.



Control ruler, 3R-656.1

For setting angular positions. Ground outside diameter for centring.

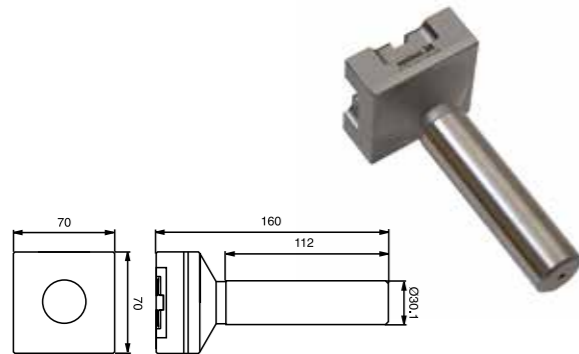
- Measuring length 50 mm
- Weight 0.8 kg.



Control rod, 3R-606

Check mandrel with ground C-reference for setting Macro chucks.

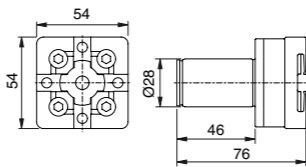
- Measuring length 110 mm
- Weight 2.3 kg.



Control rod, 3R-656

Check mandrel with ground C-reference for setting Macro chucks.

- Measuring length 38 mm
- Weight 1 kg.



Measuring probes

Measuring probes with Renishaw measuring head for machines with measurement cycle function.

- Max ball deflection:
X-Axis $\pm 10^\circ$
Y-Axis $\pm 10^\circ$
Z-Axis ± 3 mm.

3R-656.31-3P

- Building-in height 112 mm
- Measuring ball $\varnothing 3$ mm
- Weight 0.6 kg.



3R-656.31-5P

- Building-in height 112 mm
- Measuring ball $\varnothing 5$ mm
- Weight 0.6 kg.



Measuring probe, 3R-656.21-SP03

Measuring probe with measuring head for machines with measurement cycle function.

- Building-in height 130 mm
- Measuring ball $\varnothing 3$ mm
- Stiff probe
- Weight 0.8 kg.



Macro – Accessories

Microscope, 3R-4.650

With transformer (110/220V) for integral lighting.

- Magnification x25
- Centering location
- Field of view $\varnothing 6$ mm
- Weight 0.8 kg.



Indicating spindle, 3R-656.2-P

For measuring centre holes.

- Dial indicator required
- Weight 0.6 kg.



Centring ring, 3R-612.6

For centring 3R-600.20.



Splash guard, 90027

Splash guard for Macro chucks with long drawbar. Can also be used as a cover for unused chucks.

Note: Does not work with sealing ring 3R-612.116.



Splash guard, 90027.01

Fits MacroStandard chucks with drawbar 3R-605.2.



Macro – Accessories

Clamping force meter kit, 3R-SSP115-BASE

For both pneumatic and manual chucks. This stand alone unit in combination with individual drawbars or drawbar kits, able to cover MacroJunior, Macro, MacroMagnum and Dynafix.

Note: Require drawbars with bayonet interface similar to 3R-605.1.

- Add-on kit for use in Macro/MacroMagnum, 3R-SSP115-MACRO
- Operating temp. +10 to +40° C
- Gauge size Ø90x47 mm
- Working range 1-22 kN
- Deviation ± 0.1 kN.
- Weight:
Display 0.34 kg.
Gauge 1.3 kg.



Add-on kit, 3R-SSP115-Macro

Add-on kit for 3R-SSP115-BASE



Air unit, 3R-611.2

Foot operation of pneumatic chucks.



Air unit, 3R-611.4

Unit for operation of pneumatic chucks. Two functions, opened/closed.



Locking ring key, 3R-605-GE

To lift the locking ring of the drawbars.
• Supplied in sets of 2.



Code carriers, 3R-863.01-10

With pre-programmed unique identity, designed for pallet use.
• Supplied in sets of 10.



Sealing ring, High, 3R-612.70-A

For reference element 70x70 mm. Suitable for some Macro chucks*.



Sealing ring, Low, 3R-612.70-S

For reference element 70x70 mm. Suitable for some Macro chucks*.



Sealing ring, Low, 3R-612.75-S

For reference element Ø75 mm. Suitable for some Macro chucks*.



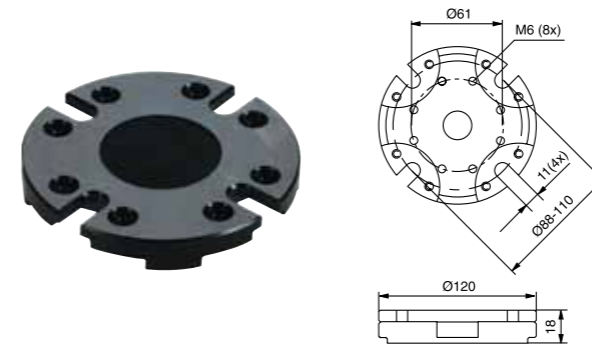
*For more info please ask System 3R.

Macro – Accessories

Adapter plate, 3R-A11489

For mounting of 3R-400.34, 3R-460.34 and 3R-600.24-S.

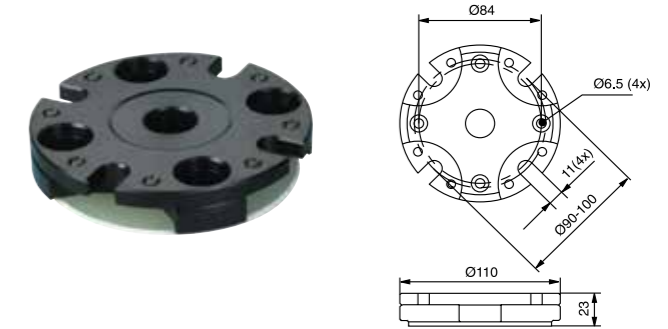
- Supplied with insulation plate and fixing screws
- Flushing connection.



Adapter plate, 3R-A3620

Adapter plate with eight adjusting screws for mounting spindle chucks.

- Supplied with fixing screws
- M10 for 90 mm pitch circle
- M6 for 96 mm pitch circle
- M8 for 100 mm pitch circle.




Lathe taper, 3R-TXXXX

Taper attachment for mounting chucks in taper spindles.

Note: Manufactured on request. State machine type, taper (1), drawbar thread (2) and which 3R chuck is to be mounted.

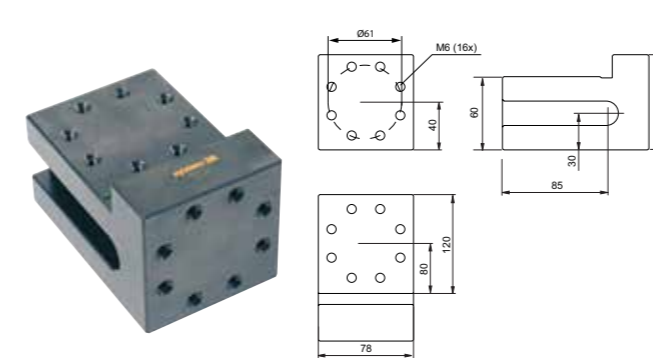
Use the order form at the end of the catalogue.



Angle shelf, 3R-A21944

For vertical or horizontal mounting of 3R-400.34, 3R-460.34 and 3R-600.24-S on the machine table. Intended for milling.

Note: Chuck to be ordered separately.

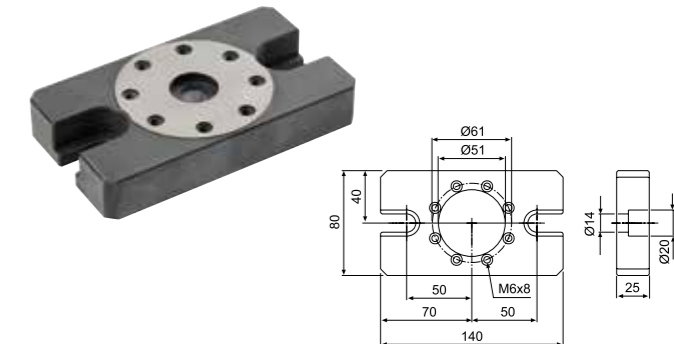


Adapter plate, 3R-A19724

For mounting of 3R-400.34, 3R-460.34 and 3R-600.24-S on machine table.

Note: Chuck to be ordered separately

- Supplied with fixing screws for chuck and table.



Macro – Accessories

Electrode cassette, 3R-650/8x5

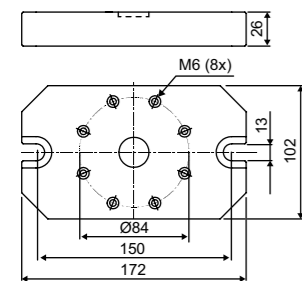
For eight electrodes 52x52 and 54x54 mm.

- Supplied in sets of 5.



Adapter plate, 3R-A26488

For mounting 3R-600.28-S.



Torque wrenches, 3R-614-04

Mainly for MacroCombi and Ø10 3Refix mandrels.

- 4 Nm.

3R-614-06

For Macro chucks

- 6 Nm.



3Refix mandrel, 3R-901-10E-TX


- 3Refix Ø10 mm
- Recommended tightening torque 4 Nm
- Supplied in sets of 10
- Weight per set 0.2 kg.

Note: When positioning with 3Refix mandrels –always tighten the expanding mandrel in the R⁰ hole first.



Converter kit, 90842.01

To convert 3R-600.24-S to enable long drawbar 3R-605.1.



MacroNano

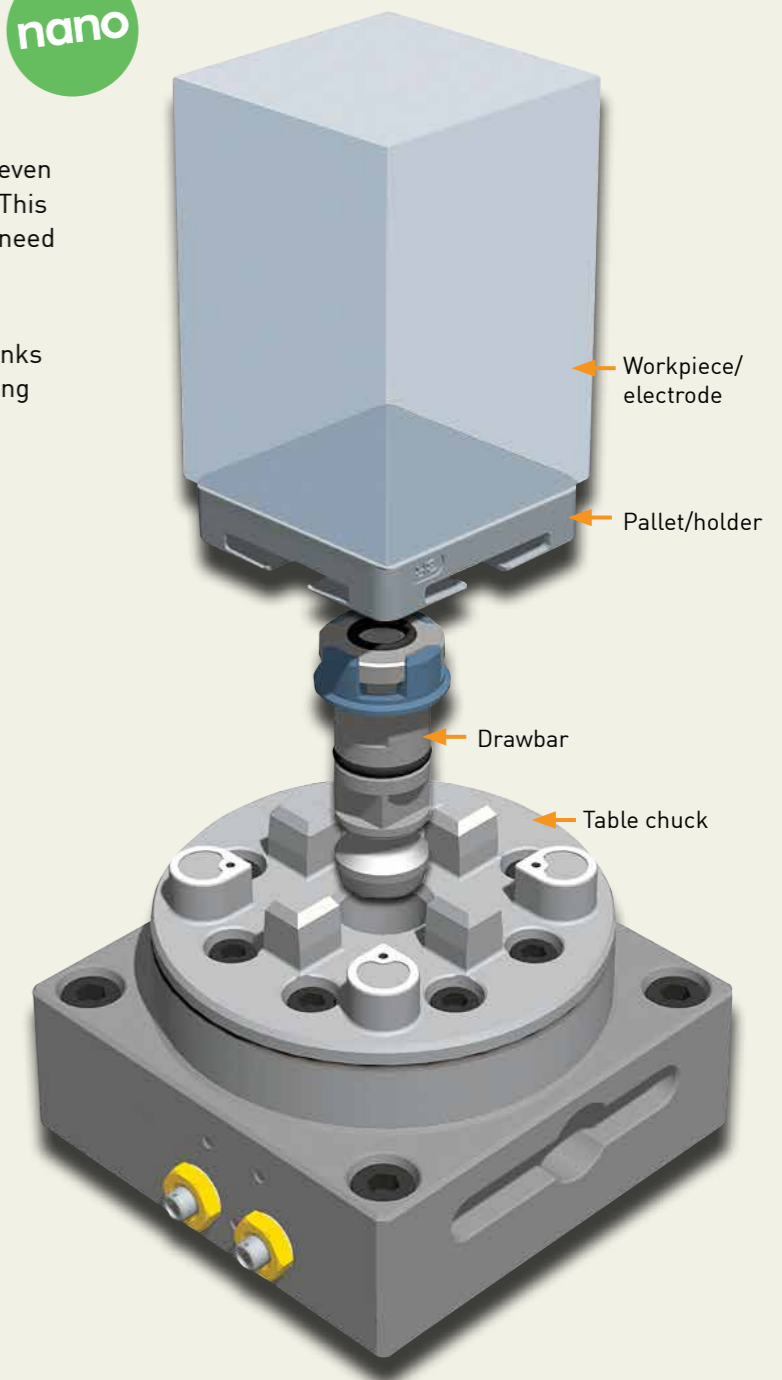
- ... Extremely high accuracy.
- ... High-precision machines are linked together in the production chain, without detracting from the extreme accuracy.
- ... Feedback to the machine for supplementary machining after inspection is possible. This feedback is only meaningful if the pallet system is at least as accurate as the measuring machine.

Workholding for Nano Precision

Nano-precision machining requires nano-precision referencing of workpieces and tools- a real challenge even with state of the art solutions available in the market. This becomes even more challenging when the references need to be established in the shortest possible time.

MacroNano system is best described in two words as precise and quick! The MacroNano clamping system links the production chain through an ultra-precision coupling both for workpiece and tool holding.

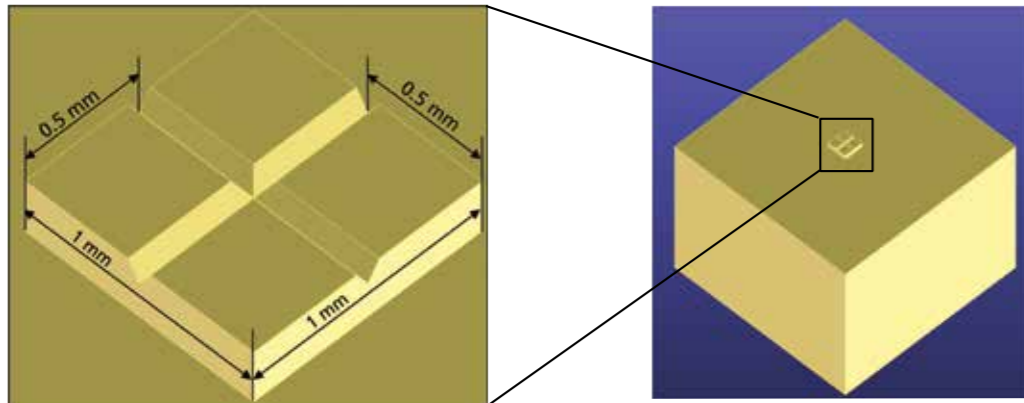
- + Repetition accuracy – within 0,001 mm
- + Locking force – 6000 N
- + Fixed index positions – 4x90°
- + Required air pressure, pneumatic chuck – 6±1 bar
- + Recommended max workpiece weight – 50 kg.



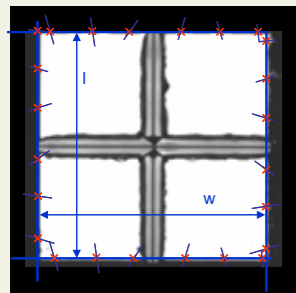
MacroNano

Application example: Microstructuring with Diamond Machining

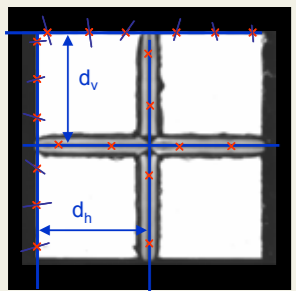
Micro features produced with nano precision



This micro structure is produced by Diamond Flycutting operations on two different machines, each equipped with a MacroNano chuck. The square in the middle of the workpiece (right picture) is produced by plane milling on 1st machine, making use of indexing feature of the MacroNano system. The pallet carrying the workpiece is then transferred to the chuck on 2nd machine to produce the micro-grooves, once again using the indexing feature. The zero reference was determined only once on the 1st machine and then carried through the whole process chain using both the indexing precision and the system precision of the MacroNano system; overall structure deviation is less than 0.5 micron.



Measurement of the cube dimensions



Measurement of groove positions

	Width (mm)	Length (mm)	Vertical dist. (mm)	Horizontal dist. (mm)
W ₁	0.9996	l ₁ 0.9999	d _{v1} 0.4988	d _{h1} 0.5013
W ₂	0.9996	l ₂ 0.9999	d _{v2} 0.4993	d _{h2} 0.4995
W ₃	0.9996	l ₃ 0.9999	d _{v3} 0.4996	d _{h3} 0.5001
W ₄	0.9997	l ₄ 0.9999	d _{v4} 0.4991	d _{h4} 0.4995
W ₅	0.9996	l ₅ 0.9998	d _{v5} 0.5010	d _{h5} 0.5001
W ₆	0.9996	l ₆ 0.9998	d _{v6} 0.5007	d _{h6} 0.5002
W ₇	0.9997	l ₇ 0.9999	d _{v7} 0.4996	d _{h7} 0.5012
W ₈	0.9996	l ₈ 0.9999	d _{v8} 0.4992	d _{h8} 0.5009
W ₉	0.9997	l ₉ 0.9999	d _{v9} 0.4996	d _{h9} 0.5009
W ₁₀	0.9996	l ₁₀ 0.9998	d _{v10} 0.4998	d _{h10} 0.5008

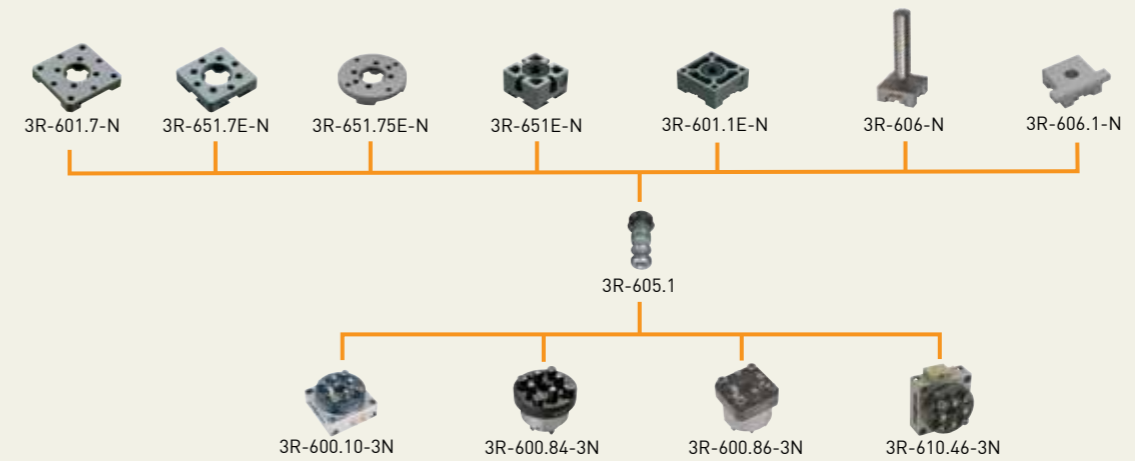
W	0.9996	l	0.9999	d_v	0.4997	d_h	0.5004
----------	---------------	----------	---------------	----------------------	---------------	----------------------	---------------

Mean values

Overall structure deviation < 0.5 μm




MacroNano – Chucks, pallets & accessories



Pneumatic chuck, MacroNano, 3R-600.10-3N

Chuck for mounting on the machine table.

- Fixed index positions 4x90°
- Required air pressure, pneumatic chuck – 6±1 bar
- References of cemented carbide
- Required drawbar 3R-605.1
- Air-blast cleaning of Z-references
- Turbo locking
- Weight 4.4 kg.



Pneumatic chuck, MacroNano, 3R-600.84-3N

Chuck for building-in, for example in a fixture, dividing head or B-axis.

- Fixed index positions 4x90°
- Required air pressure, pneumatic chuck – 6±1 bar
- References of cemented carbide
- Required drawbar 3R-605.1
- Air-blast cleaning of Z-references
- Turbo locking
- Weight 2,4 kg.



Pneumatic chuck, MacroNano, 3R-600.86-3N

Chuck for building-in, for example in a fixture.


- Fixed index positions 4x90°
- Required air pressure, pneumatic chuck – 6±1 bar
- References of cemented carbide
- Required drawbar 3R-605.1
- Air-blast cleaning of Z-references
- Turbo locking
- Weight 1.8 kg.



Pneumatic chuck, MacroNano, 3R-610.46-3N

Chuck for mounting on the machine table with integral air unit. For horizontal and vertical use.

- Fixed index positions 4x90°
- Required air pressure, pneumatic chuck – 6±1 bar
- References of cemented carbide
- Required drawbar 3R-605.1
- Air-blast cleaning of Z-references
- Turbo locking
- Weight 4.4 kg.



MacroNano – Pallets & accessories

Reference element 54x54 mm, MacroNano, 3R-651.7E-N

Hardened and precision-cast, with clearance holes for four fixing screws.

Note: Must be mounted on the workpiece/fixture before it is locked in a chuck.

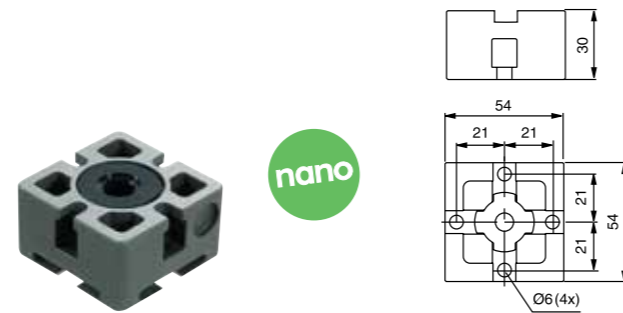
- Fixed index positions 4x90°
- Parallel-ground top and bottom face
- Rust resistant
- Supplied in sets of 8 pcs.
- Weight per set 1.2 kg.



Pallet 54x54 mm, MacroNano, 3R-651E-N

Hardened with clearance holes for four fixing screws.

- Fixed index positions 4x90°
- Ready for code carrier
- Rust resistant
- Supplied in sets of 8 pcs.
- Weight per set 3.4 kg.



Pallet 70x70 mm, MacroNano, 3R-601.1E-N

Hardened with clearance holes for four fixing screws.

- Fixed index positions 4x90°
- Ready for code carrier
- Rust resistant
- Supplied in sets of 5 pcs.
- Weight per set 3.6 kg.

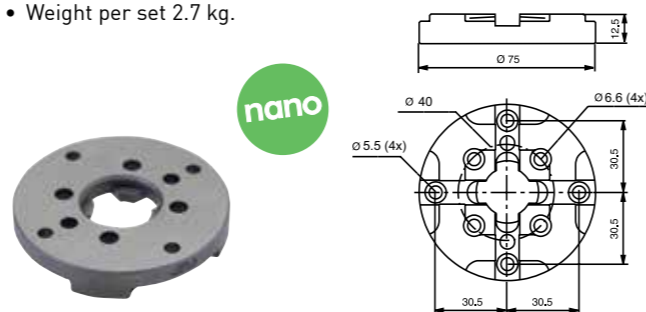


Reference element Ø 75 mm, MacroNano, 3R-651.75E-N

Hardened and milled with clearance holes for eight fixing screws.

Note: Must be mounted on the workpiece/fixture before it is locked in a chuck.

- Fixed index positions 4x90°
- Parallel-ground top and bottom faces
- Rust resistant
- Supplied in sets of 10 pcs.
- Weight per set 2.7 kg.




Reference element 70x70 mm, MacroNano, 3R-601.7-N

Hardened and precision-cast, with clearance holes for four fixing screws.

Note: Must be mounted on the workpiece/fixture before it is locked in a chuck.


- Parallel-ground top and bottom faces
- Fixed index positions 4x90°
- Rust resistant
- Supplied in sets of 5
- Weight per set 3 kg.



Check mandrel, MacroNano, 3R-606-N

Check mandrel with ground C-reference for setting Macro chucks.

- Measuring length 110 mm.
- Weight 2.3 kg.




MacroNano – Accessories

Check ruler, MacroNano, 3R-606.1-N

For setting angular positions and for centring Macro chucks.

- Measuring length 100 mm.
- Weight 1.4 kg.




Drawbar, 3R-605.1E

- Ø20x57.1 mm with flushing holes Ø7 mm.
- Supplied in sets of 10 pcs.



Air unit, 3R-611.2

Foot operation of pneumatic chucks.



Air unit, 3R-611.4

Unit for operation of pneumatic chucks. Two functions, opened/closed.



Locking ring key, 3R-605-GE

To lift the locking ring of the drawbars.

- Supplied in sets of 2.



Code carriers, 3R-863.01-10

With pre-programmed unique identity, designed for use on pallets.

- Supplied in sets of 10.



MacroMagnum

- ... allows mounting of both MacroMagnum and Macro pallets
- ... reduces setting-up times
- ... ensures precision and quality
- ... can handle high machining forces
- ... is suitable for automatic changing with System 3R's automation program.

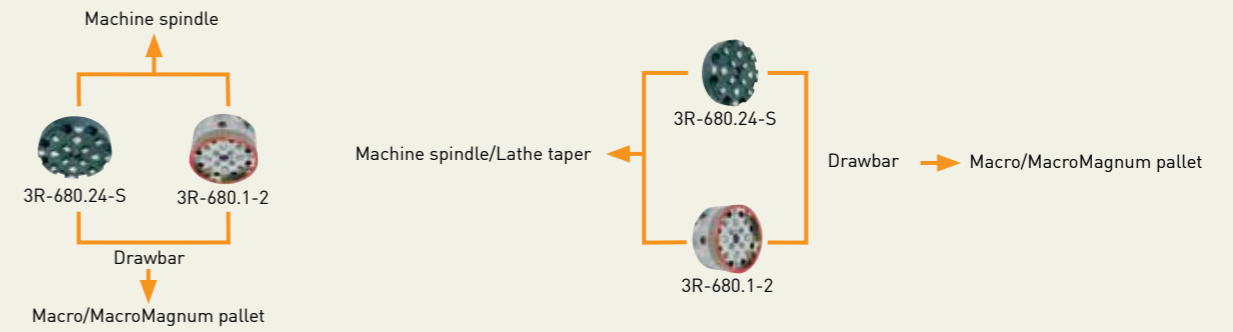


MacroMagnum is larger variant of the patented Macro system. The high clamping force and the position of the reference surfaces far away from the chuck centre mean that MacroMagnum can provide "Macro class" stability and accuracy, even in applications with high machining forces. The double references of the chucks mean that in addition to the MacroMagnum pallets, the extensive range of Macro pallets can also be fixed to MacroMagnum.

The difference between a pallet and a reference element

Usually the electrode blank is mounted directly on the pallet, which then carries the blank throughout the manufacturing process – from machine to machine, without subsequent alignment.

The reference elements are primarily intended to be mounted on the fixtures or vices in which the workpiece will be clamped. The reference elements are significantly thinner in order to limit the total construction height.

- + Repetition accuracy – within 0.002 mm
- + Locking force – 16 000 N
- + Fixed index positions 4x90°
- + Required air pressure, pneumatic chuck – 6±1 bar
- + Recommended tightening torque manual chuck – Macro-pallet 4 Nm
- + Recommended tightening torque manual chuck – MacroMagnum-pallet 10 Nm.



Spindle chucks	Article number	Drawbar	Feature
Manual	3R-680.24-S	3R-605.2	low profile
Pneumatic	3R-680.1-2	3R-605.1 / 3R-605.4	
Lathe chucks	Article number	Drawbar	Feature
Manual	3R-680.24-S	3R-605.2	low profile, fits 90809.01-10
Pneumatic	3R-680.1-2	3R-605.1 / 3R-605.4	

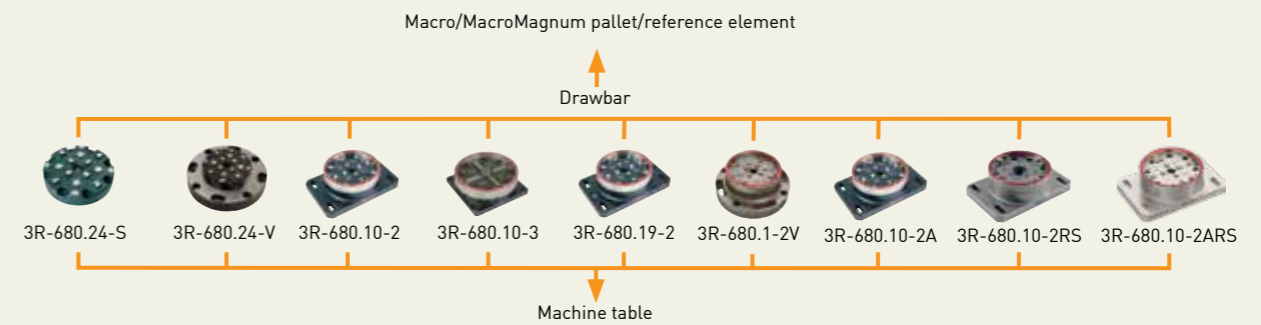


Table chucks	Article number	Drawbar	Feature
Manual	3R-680.24-S	3R-605.2	low profile
Manual	3R-680.24-V	3R-605.2	vibration-damped
Pneumatic	3R-680.10-2	3R-605.1 / 3R-605.4	
Pneumatic	3R-680.10-3	3R-605.2	low profile
Pneumatic	3R-680.19-2	3R-605.1 / 3R-605.4	3Refix Ø20 mm
Pneumatic	3R-680.1-2V	3R-605.1 / 3R-605.4	vibration-damped
Pneumatic	3R-680.10-2A	3R-605.1 / 3R-605.4	for chuck adapter
Pneumatic	3R-680.10-2RS	3R-605.1RS	rust resistant
Pneumatic	3R-680.10-2ARS	3R-605.1RS	rust resistant, for chuck adapter

Built-in chucks	Article number	Drawbar	Feature
Pneumatic	3R-SP33136	3R-605.1 / 3R-605.4	
Pneumatic	3R-SP26712	3R-605.2	low profile
Pneumatic	3R-SP33136-RS	3R-605.1RS	rust resistant
Pneumatic	3R-SP33136-ARS	3R-605.1RS	rust resistant, for chuck adapter


MacroMagnum – Chucks

Manual chuck, 3R-680.24-S

Low profile pneumatic chuck for permanent mounting on the machine spindle or table.

Note: Master pallet 3R-606.1 or 3R-686.1-HD is required at installation.


- Required drawbar 3R-605.2.
- Recommended tightening torque:
Macro pallet 4 Nm
MacroMagnum pallet 10 Nm
- Fixed index positions 4x90°
- Weight 5 kg.



Pneumatic chuck, 3R-680.1-2

Pneumatic chuck for machine spindles and lathes. Opened/locked by an air gun against a valve on the side, or alternatively on the back, of the chuck.

- Required drawbar 3R-605.1 or 3R-605.4
- Required air pressure 6 ±1 bar.
- Fixed index positions 4x90°
- Sealing ring
- Turbo locking of MacroMagnum pallets
- Weight 9 kg.




Manual chuck, VDP, 3R-680.24-V

Manual vibration-damped table chuck.

- Required drawbar 3R-605.2
- Recommended tightening torque:
Macro pallet 4 Nm
MacroMagnum pallet 10 Nm
- Fixed index positions 4x90°
- Weight 10 kg.


VDP



Pneumatic chuck, 3R-680.10-2

Pneumatic table chuck.

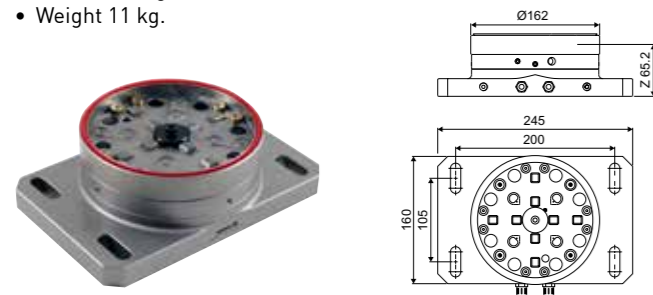
- Required drawbar 3R-605.1 or 3R-605.4
- Required air pressure 6 ±1 bar
- Fixed index positions 4x90°
- Air-blast cleaning of the Z-references
- Sealing ring
- Turbo locking of MacroMagnum pallets
- Weight 12 kg.



Pneumatic chuck, 3R-680.10-2RS

Rust resistant pneumatic table chuck.

- Required drawbar 3R-605.1RS
- Rust resistant
- Required air pressure 6 ±1 bar
- Fixed index positions 4x90°
- Flushing duct
- Air-blast cleaning of the Z-references
- Sealing ring
- Turbo locking
- Weight 11 kg.



Pneumatic chuck, 3R-680.19-2

Pneumatic table chuck with 3Refix-holes.

- 3Refix Ø20 mm
- Required drawbar 3R-605.1 or 3R-605.4
- Required air pressure 6 ±1 bar
- Fixed index positions 4x90°
- Air-blast cleaning of the Z-references
- Sealing ring
- Turbo locking of MacroMagnum pallets
- Weight 12 kg.




MacroMagnum – Chucks

Pneumatic chuck, 3R-680.10-2A

Pneumatic table chuck for chuck adapter.


- Required drawbar 3R-605.1 or 3R-605.4
- Required air pressure 6 ±1 bar
- Fixed index positions 4x90°
- Air-blast cleaning of Z-references on chuck and chuck adapter
- Sealing ring
- Turbo locking
- Weight 12 kg.



Pneumatic chuck, 3R-SP33136

Pneumatic chuck with coarse guiding of the pallet. Intended for permanent building-in.

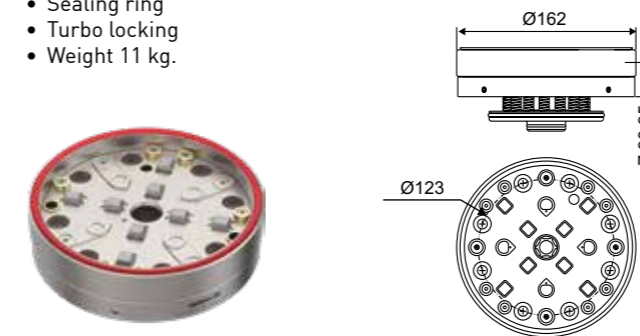
- Required drawbar 3R-605.1 or 3R-605.4
- Required air pressure 6 ±1 bar
- Fixed index positions 4x90°
- Flushing duct
- Air-blast cleaning of the Z-references
- Sealing ring
- Turbo locking
- Weight 5 kg.



Pneumatic chuck, 3R-SP33136-ARS

Rust resistant pneumatic table chuck for chuck adapter.

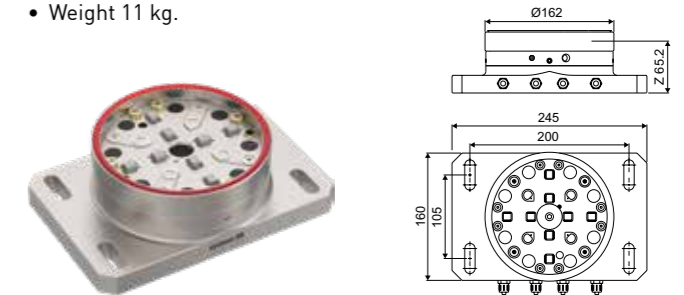
- Required drawbar 3R-605.1RS
- Rust resistant
- Required air pressure 6 ±1 bar
- Fixed index positions 4x90°
- Flushing duct
- Air-blast cleaning of the Z-references
- Sealing ring
- Turbo locking
- Weight 11 kg.



Pneumatic chuck, 3R-680.10-2ARS

Rust resistant pneumatic table chuck for chuck adapter.


- Required drawbar 3R-605.1RS
- Rust resistant
- Required air pressure 6 ±1 bar
- Fixed index positions 4x90°
- Flushing duct
- Air-blast cleaning of the Z-references
- Sealing ring
- Turbo locking
- Weight 11 kg.



Pneumatic chuck, 3R-SP33136-RS

Rust resistant pneumatic table chuck.

- Required drawbar 3R-605.1RS
- Rust resistant
- Required air pressure 6 ±1 bar
- Fixed index positions 4x90°
- Flushing duct
- Air-blast cleaning of the Z-references
- Sealing ring
- Turbo locking
- Weight 11 kg.




Pneumatic chuck, VDP, 3R-680.1-2V

Pneumatic vibration-damped chuck.

- Required drawbar 3R-605.1 or 3R-605.4
- Required air pressure 6 ±1 bar
- Fixed index positions 4x90°
- Air-blast cleaning of the Z-references
- Turbo locking
- Weight 13 kg.

VDP

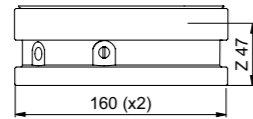


MacroMagnum – Chucks

Pneumatic chuck, 3R-680.10-3

For permanent mounting on the machine table.

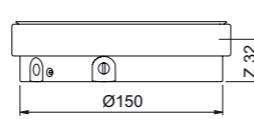
- Supplied with drawbar 3R-605.2
- Required air pressure 6 ± 1 bar
- Fixed index positions $4 \times 90^\circ$
- Air-blast cleaning of the Z-references
- Sealing ring
- Turbo locking
- Weight 7.5 kg.




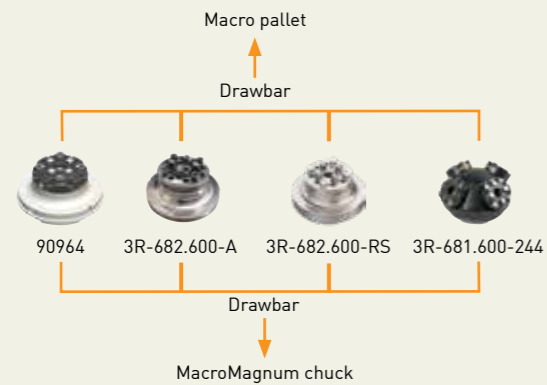
Pneumatic chuck, 3R-SP26712

For permanent mounting on the machine table.

- Supplied with drawbar 3R-605.2
- Required air pressure 6 ± 1 bar
- Fixed index positions $4 \times 90^\circ$
- Flushing duct
- Air-blast cleaning of the Z-references
- Sealing ring
- Turbo locking
- Weight 5 kg.



MacroMagnum – Chuck adapters



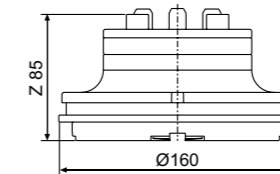
Chuck adapters	Article number	Drawbar	Feature
Manual	90964	3R-605.1 / 3R-605.4 + 3R-605.2	MacroMagnum ► Macro
Pneumatic	3R-682.600-A	3R-605.1 / 3R-605.4 + 3R-605.2	MacroMagnum ► Macro
Pneumatic	3R-682.600-RS	3R-605.1RS	MacroMagnum ► Macro, Rust resistant
Manual	3R-681.600-244	3R-605.2 (x4)	MacroMagnum ► Macro
Pneumatic	90356.20	3R-605.2 / 3R-605.4	Dynafix ► MacroMagnum

MacroMagnum – Chuck adapters

Pneumatic chuck adapter, MacroMagnum-Macro, 3R-682.600-A

Chuck adapter with built-in pneumatic Macro chuck for mounting in 3R-680.10-2A.

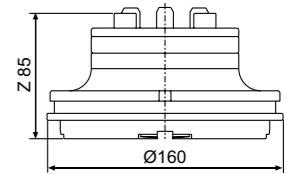
- Requires drawbar 3R-605.1RS
- Carbide X & Y-References
- Clamping force 6000 N
- Turbo locking
- Max load 50 kg to acquire accuracy 0.002 mm
- Weight 4.5 kg



Pneumatic chuck adapter, MacroMagnum-Macro, 3R-682.600-RS

Chuck adapter with built-in Pneumatic Macro chuck.

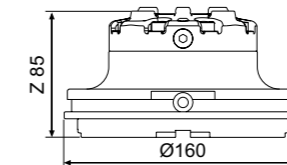
- Requires drawbar 3R-605.1RS
- Carbide X & Y-References
- Rust resistant
- Clamping force 6000 N
- Turbo locking
- Max load 50 kg to acquire accuracy 0.002 mm
- Weight 4.8 kg



Manual chuck adapter, MacroMagnum-Macro, 90964

From MacroMagnum into Macro system. Chuck adapter with built-in Macro chuck.

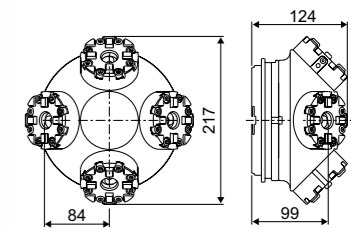
- Requires drawbar 3R-605.2 or similar.
- Solid X & Y-References
- Clamping force 6000 N
- Max load 50 kg to acquire accuracy 0.002 mm
- Weight 4.3 kg



Manual Multi Station, MacroMagnum-Macro, 3R-681.600-244


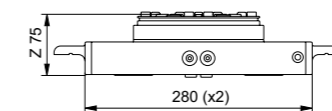
Multi holder with 4 Macro chucks (prepared for total 5 chucks). Angeled positions clears the paths for machine tools.

- Requires drawbar 3R-605.2 (x4)
- Optimal for 5-axis machines.
- 4 x Macro chucks 3R-600.24-S, included.
- Mounted onto a MacroMagnum pallet.
- Weight 10 kg.

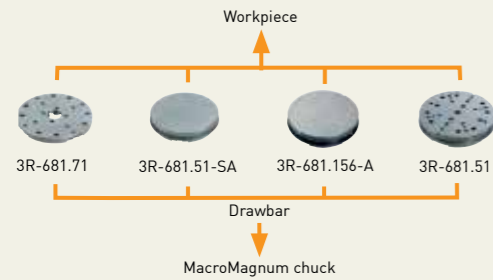


Pneumatic chuck adapter, Dynafix-MacroMagnum, 90356.20

Chuck adapter with built-in pneumatic MacroMagnum chuck for mounting in 90356.10 or similar. See Dynafix for further information.



MacroMagnum – Pallets



NOTE: All Macro pallets can be used in the MacroMagnum chucks

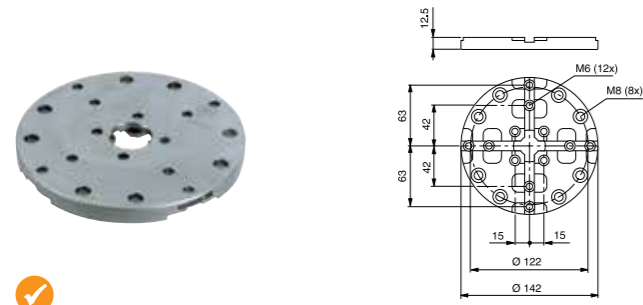
Reference element Ø142 mm	Article number	Feature
Hardened reference element 12.5 mm	3R-681.71	rust-resistant
Pallets Ø156 mm	Article number	Feature
Unhardened pallet 35 mm	3R-681.51-SA	
Unhardened pallet 35 mm	3R-681.156-A	reference element Ø142 mm
Hardened pallet 35 mm	3R-681.51	3Refix Ø10 mm

Reference element Ø142 mm, 3R-681.71

Hardened reference element with clearance holes for fixing screws.

Note: Must be mounted on the workpiece/fixture before it is locked in a chuck.

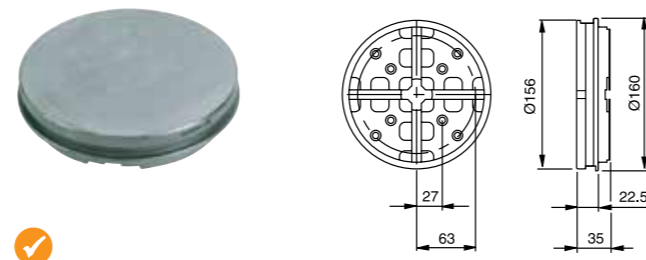
- Rust-resistant
- Weight 1 kg.



Pallet Ø156 mm, 3R-681.51-SA

Unhardened pallet with hardened references and hole markings for eight clearance holes.


- Adapted for automatic changing
- Ready for code carrier
- Weight 4.5 kg.



Pallet Ø156 mm, 3R-681.156-A

Unhardened pallet with hardened reference element type 3R-681.71.


- Adapted for automatic changing
- Ready for code carrier
- Weight 4.5 kg.



Pallet Ø156 mm, 3R-681.51

Hardened pallet with threads and clearance holes for eight and ten fixing screws.

- 3Refix Ø10 mm
- Adapted for automatic changing
- Ready for code carrier
- Rust-resistant
- Flushing connection
- Weight 5 kg.



MacroMagnum – accessories

Drawbars

3R-605.1E

- Ø20x57.1 mm with flushing holes Ø7 mm
- Supplied in sets of 10 pcs.

3R-605.1EE

- Supplied in sets of 40 pcs.

3R-605.2E

- Ø20x36.9 mm with Ø7 mm flushing hole
- Supplied in sets of 5 pcs.

3R-605.2EE

- Supplied in sets of 20 pcs.




3R-605.4E

For round pallets adapted for automatic changing.

- Ø20x57.1 without flushing hole
- Supplied in sets of 10 pcs.

3R-605.4EE

- Supplied in sets of 40 pcs.



MacroMagnum – Accessories

Check ruler, 3R-686.1-HD

Check ruler for setting flatness and angular positions. Ground hole for centring.

- Adapted for automatic changing
- Ready for code carrier
- Measuring length 130 mm
- Weight 6 kg.



Chip guard, 90443

For Macro pallets 52x52, 54x54 and 70x70 in MacroMagnum chucks. For sealing we recommend 3R-RU52L or 3R-RU70 respectively in combination with the debris guard.



Code carriers, 3R-863.01-10

With pre-programmed unique identity, designed for pallet use.

- Supplied in sets of 10 pcs.



Splash guard, 90027.03

Intended for MacroMagnum chucks. Can also be used as a cover for unused chucks.



Connection for air gun, 90815

For manual operation of pneumatic chucks with air gun.

- Supplied in sets of 2 pcs.



MacroMagnum – Accessories

3Refix mandrel, 3R-901-10E-TX


- 3Refix Ø10 mm
- Recommended tightening torque 4 Nm
- Supplied in sets of 10 pcs.
- Weight per set 0.2 kg

Note: When positioning with 3Refix mandrels – always tighten the expanding mandrel in the R⁰ hole first.



Air unit, 3R-611.2

Foot operation of pneumatic chucks.



Clamping force meter kit, 3R-SSP115-BASE

For both pneumatic and manual chucks. This stand alone unit in combination with individual drawbars or drawbar kits, able to cover MacroJunior, Macro, MacroMagnum and Dynafix.

Note: Require drawbars with bayonet interface similar to 3R-605.1.

- Add-on kit for use in Macro/MacroMagnum, 3R-SSP115-Macro
- Operating temp. +10 to +40° C
- Gauge size Ø90x47 mm
- Working range 1-22 kN
- Deviation ± 0.1 kN.
- Weight: Display 0.34 kg. Gauge 1.3 kg.



Torque wrench, 3R-614-04

For Ø10 mm 3Refix mandrels and manual MacroMagnum chucks.

- 4 Nm




Air unit, 3R-611.4

Unit for operation of pneumatic chucks. Two functions, opened/closed.



Air unit, 3R-611.46

Unit for hand operation of pneumatic chucks. Three functions – open/neutral/closed.



Add-on kit, 3R-SSP115-Macro

Add-on kit for 3R-SSP115-BASE



Matrix

- ... reduces setting-up times
- ... ensures precision and quality
- ... has automatic air-blast cleaning of the references
- ... is sealed against dirt and swarf – withstands severe work environments
- ... has enhanced clamping force – turbo locking
- ... is suitable for automatic changing with System 3R's automation program.

Measures to reduce the downtime of your machines are significantly more worth while than chasing seconds in the actual machining process. What matters is to keep the machines running. And that's when you need an interface that gives fast setting-up.

The Matrix system is just that kind of interface. Setting-up in parallel away from the machine while it is working and then setting up in a matter of seconds in the stationary machine. Important for long runs, but crucial for the profitability of short runs or one-piece production.

The design has been optimised for metal-cutting machining and is ideal for work involving high machining forces. The generous diameter of the drawbar means short distances between the references and the applied locking force, giving maximum stability and accuracy. The inherent properties of the Matrix system truly come into their own in tough machining applications.

As well as extreme accuracy, Matrix features low construction height, ultra-precise indexing, a drawbar with through hole. The through hole allows high/long workpieces to be sunk into the chuck for stable/rigid fixation.

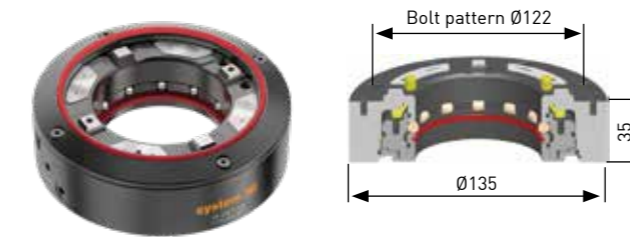


Matrix 110

Pneumatic chuck, Matrix 110, 3R-690.1-110

Chuck for permanent mounting on the machine table or into a PM press.

- Fixed index positions 4x90°
- Hardened references
- Clamping force 9 000 N
- Permissible torque 100 Nm
- Required drawbar 3R-695.2-110
- Required air pressure, - 6±1 bar
- Weight 2.5 kg.



Pneumatic built-in chuck, Matrix 110, 3R-SP28395

Chuck for permanent mounting in the machine table or into a PM press.


- Fixed index positions 4x90°
- Solid XY-References
- Hardened references
- Clamping force 9 000 N
- Permissible torque 100 Nm
- Required drawbar 3R-695.2-110
- Required air pressure, - 6±1 bar
- Weight 2.7 kg.



Pallet, Matrix 110, 3R-691.1-110

- Fixed index positions 4x90°
- Permissible press load 25 ton
- Permissible torque 100 Nm
- Required drawbar 3R-695.2-110 or similar
- Adapted for automatic changing
- Weight 0.5 kg.


Note: Not self carrying, requires extra support.



Drawbar, Matrix 110, 3R-695.2-110

- Weight 0.3 kg.

Note: In automation the gripper has to grip on the pallet and not on the drawbar.



Collet chuck ER20, Matrix 110, 3R-699.20-110D

The pallet can be flipped over to gain access from rear side.

- Range for collets Ø1-13 mm
- Recommended drawbar 3R-695.2-110
- Adapted for automatic changing
- Weight 1.3 kg.



Adapter, Matrix 110-Ø20, 3R-SP31380-RS

Intended to fit cut tools with Ø20 mm. Also adapted to fit System 3R Mini electrode holders with Ø20 mm.

- Rust resistant
- Weight 2.9 kg.



Matrix 110

Check ruler, Matrix 110, 3R-696.1-110

For setting flatness and angular positions.

- Ground hole for centering.
- Ready for code carrier
- Measuring length 80 mm.
- Adapted for automatic changing
- Weight 1.6 kg.

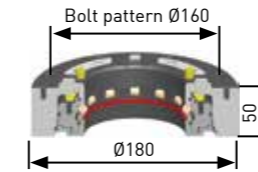


Matrix 142

Pneumatic chuck, Matrix 142, 3R-690.1-142

Chuck for permanent mounting on the machine table or into a PM press.

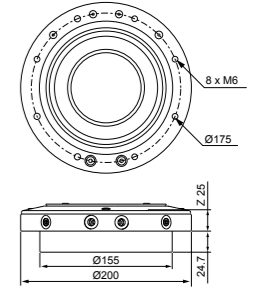
- Fixed index positions 4x90°
- Hardened references
- Clamping force 15 000 N
- Permissible torque 300 Nm
- Required drawbar 3R-695.2-142
- Required air pressure, - 6±1 bar
- Weight 7 kg.



Pneumatic built-in chuck, Matrix 142, 3R-SP28219

Chuck for permanent mounting in the machine table or into a PM press.

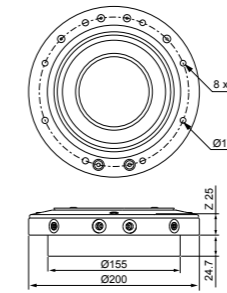
- Fixed index positions 4x90°
- Solid XY-References
- Hardened references
- Clamping force 15 000 N
- Permissible torque 300 Nm
- Required drawbar 3R-695.2-142
- Required air pressure, - 6±1 bar
- Weight 7 kg.



Pneumatic built-in chuck, Matrix 142, 3R-SP28219-RS

Rust resistant chuck for permanent mounting in the machine table.

- Fixed index positions 4x90°
- Rust resistant
- Solid XY-References
- Hardened references
- Clamping force 15 000 N
- Permissible torque 300 Nm
- Required drawbar 3R-695.2-142RS
- Required air pressure, - 6±1 bar
- Weight 7 kg.



Pallet, Matrix 142, 3R-691.1-142

- Fixed index positions 4x90°
- Permissible press load 75 ton
- Permissible torque 300 Nm
- Required drawbar 3R-695.2-142 or similar
- Adapted for automatic changing
- Weight 1.2 kg.

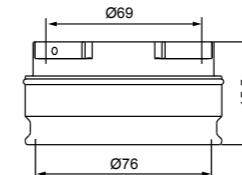
Note: Not self carrying, requires extra support.



Drawbar, Matrix 142, 3R-695.2-142

- Weight 0.5 kg.

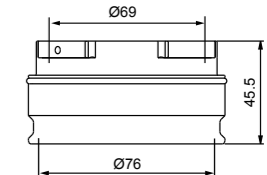
Note: In automation the gripper has to grip on the pallet and not on the drawbar.



Drawbar, Matrix 142, 3R-695.2-142RS

- Rust resistant
- Weight 0.5 kg.

Note: In automation the gripper has to grip on the pallet and not on the drawbar.



Three-jaw chuck mounted on a pallet.



Matrix 142

Collet chuck ER20, Matrix 142, 3R-699.20-142D

The pallet can be flipped over to gain access from rear side.

- Range for collets Ø1-13 mm
- Recommended drawbar 3R-695.2-142
- Adapted for automatic changing
- Weight 3.1 kg.



Collet chuck ER40, Matrix 142, 3R-699.40-142D

The pallet can be flipped over to gain access from rear side.

- Range for collets Ø3-30 mm
- Recommended drawbar 3R-695.2-142
- Adapted for automatic changing
- Weight 3.4 kg.



Adapter, Matrix 142-Capto C6, 3R-SP30752

From Matrix 142 to Capto C6 system.

- Solid XY-references
- Rust resistant
- Recommended clamping torque 30 Nm
- Adapted for automatic changing
- Weight 3.9 kg.



Adapter, Matrix 142-Macro, 3R-SP30997

From Matrix 142 to Macro system.


- Required drawbar 3R-605.1
- Fixed index positions 4x90°
- Adapted for automatic changing
- Hardened references
- Clamping force 6 000 N
- Permissible torque 300 Nm
- Required air pressure, - 6±1 bar
- Weight 7 kg.



Check ruler, Matrix 142, 3R-696.1-142

For setting flatness and angular positions. Ground hole for centering.

- Ready for code carrier
- Measuring length 100 mm.
- Adapted for automatic changing
- Weight 3.4 kg.



Matrix application:
Pallet with special fixture for protruding workpiece in this case a "hip joint"

Matrix 185

Pneumatic chuck, Matrix 185, 3R-690.1-185

Chuck for permanent mounting on the machine table or into a PM press.

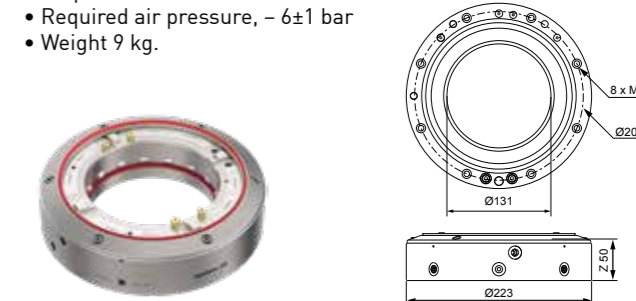
- Fixed index positions 4x90°
- Hardened references
- Clamping force 20 000 N
- Permissible torque 600 Nm
- Required drawbar 3R-695.2-185
- Required air pressure, - 6±1 bar
- Weight 9 kg.



Pneumatic chuck, Matrix 185, 3R-690.1-185-RS

Rust resistant chuck for permanent mounting on the machine table.

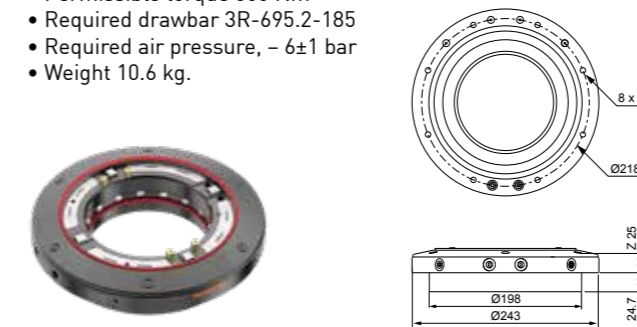
- Fixed index positions 4x90°
- Rust resistant
- Solid XY-References
- Hardened references
- Clamping force 20 000 N
- Permissible torque 600 Nm
- Required drawbar 3R-695.2-185RS
- Required air pressure, - 6±1 bar
- Weight 9 kg.



Pneumatic built-in chuck, Matrix 185, 3R-SP28268

Chuck for permanent mounting in the machine table or into a PM press.


- Fixed index positions 4x90°
- Solid XY-References
- Hardened references
- Clamping force 20 000 N
- Permissible torque 600 Nm
- Required drawbar 3R-695.2-185
- Required air pressure, - 6±1 bar
- Weight 10.6 kg.



Pallet, Matrix 185, 3R-691.1-185

- Fixed index positions 4x90°
- Permissible press load 100 ton
- Permissible torque 600 Nm
- Required drawbar 3R-695.2-185 or similar
- Adapted for automatic changing
- Weight 1.7 kg.


Note: Not self carrying, requires extra support.



Drawbar, Matrix 185, 3R-695.2-185

- Weight 0.8 kg.

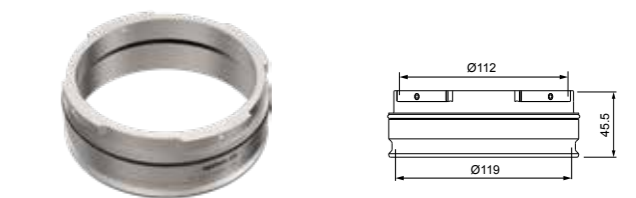
Note: In automation the gripper has to grip on the pallet and not on the drawbar.



Drawbar, Matrix 185, 3R-695.2-185RS

- Rust resistant
- Weight 0.8 kg.

Note: In automation the gripper has to grip on the pallet and not on the drawbar.



Matrix 185

Chuck adapter, Matrix 185-Macro, 3R-SP29998

From Matrix 185 into Macro system.
Chuck adapter with built-in Macro chuck.

- Required drawbar 3R-605.1
- Built in height 90 mm
- Hardened references
- Weight 8 kg.



Check ruler, Matrix 185, 3R-696.1-185

For setting flatness and angular positions. Ground hole for centering.

- Ready for code carrier
- Measuring length 125 mm.
- Adapted for automatic changing
- Weight 5.7 kg.



Matrix 220

Pneumatic chuck, Matrix 220, 3R-690.1-220

Chuck for permanent mounting on the machine table or into a PM press.

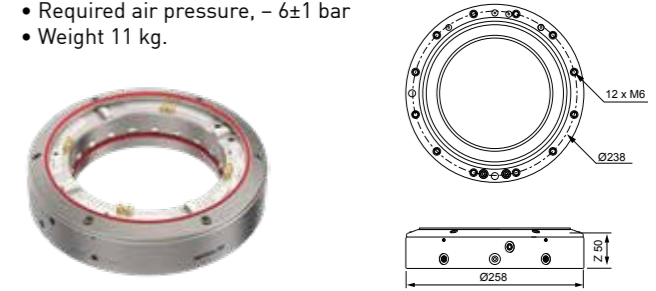
- Fixed index positions 4x90°
- Hardened references
- Clamping force 23 000 N
- Permissible torque 600 Nm
- Required drawbar 3R-695.2-220
- Required air pressure, - 6±1 bar
- Weight 11 kg.



Pneumatic chuck, Matrix 220, 3R-690.1-220-RS

Rust resistant chuck for permanent mounting on the machine table.

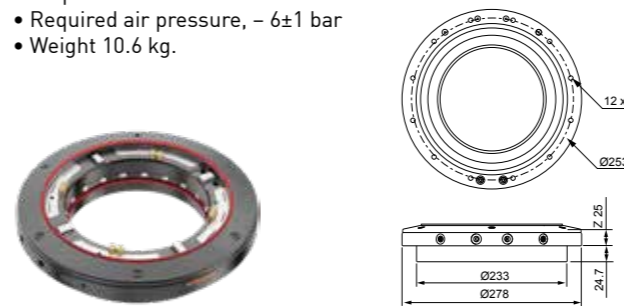
- Fixed index positions 4x90°
- Rust resistant
- Solid XY-References
- Hardened references
- Clamping force 23 000 N
- Permissible torque 600 Nm
- Required drawbar 3R-695.2-220RS
- Required air pressure, - 6±1 bar
- Weight 11 kg.



Pneumatic built-in chuck, Matrix 220, 3R-SP28340

Chuck for permanent mounting in the machine table or into a PM press.

- Fixed index positions 4x90°
- Solid XY-References
- Hardened references
- Clamping force 23 000 N
- Permissible torque 600 Nm
- Required drawbar 3R-695.2-220
- Required air pressure, - 6±1 bar
- Weight 10.6 kg.



Pneumatic built-in chuck, Matrix 220, 3R-SP28340-RS

Rust resistant chuck for permanent mounting in the machine table.


- Fixed index positions 4x90°
- Rust resistant
- Solid XY-References
- Hardened references
- Clamping force 23 000 N
- Permissible torque 600 Nm
- Required drawbar 3R-695.2-220RS
- Required air pressure, - 6±1 bar
- Weight 10.6 kg.



Pallet, Matrix 220, 3R-691.1-220

- Fixed index positions 4x90°
- Permissible press load 150 ton
- Permissible torque 600 Nm
- Required drawbar 3R-695.2-220 or similar
- Adapted for automatic changing
- Weight 2.6 kg.


Note: Not self carrying, requires extra support.



Drawbar, Matrix 220, 3R-695.2-220

- Weight 1.3 kg.

Note: In automation the gripper has to grip on the pallet and not on the drawbar.

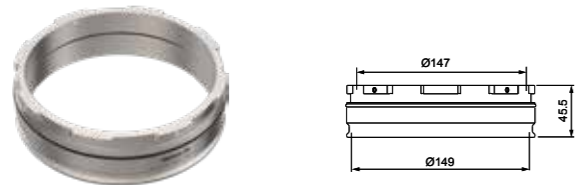


Matrix 220 & accessories

Drawbar, Matrix 220, 3R-695.2-220RS

- Rust resistant
- Weight 0.8 kg.

Note: In automation the gripper has to grip on the pallet and not on the drawbar.



Check ruler, Matrix 220, 3R-696.1-220

For setting flatness and angular positions. Ground hole for centering.


- Ready for code carrier
- Measuring length 150 mm.
- Adapted for automatic changing
- Weight 7.5 kg.



Matrix application:
The pallet is turnable for machining of both sides of a optical lens.

Air unit, 3R-611.2

Foot operation of pneumatic chucks.



Air unit, 3R-611.4

Unit for operation of pneumatic chucks. Two functions, opened/closed.



Code carriers, 3R-863.01-10

With pre-programmed unique identity, designed for pallet use.

- Supplied in sets of 10.



Matrix 260

Pneumatic chuck, Matrix 260, 3R-690.1-260

Chuck for permanent mounting on the machine table or into a PM press.

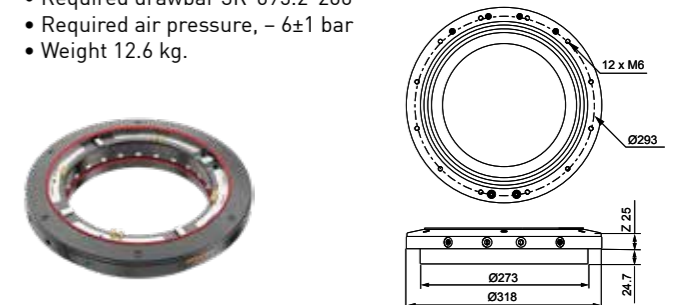
- Fixed index positions 4x90°
- Hardened references
- Clamping force 28 000 N
- Permissible torque 600 Nm
- Required drawbar 3R-695.2-260
- Required air pressure, - 6±1 bar
- Weight 13 kg.



Pneumatic built-in chuck, Matrix 260, 3R-SP28345

Chuck for permanent mounting in the machine table or into a PM press.



- Fixed index positions 4x90°
- Solid XY-References
- Hardened references
- Clamping force 28 000 N
- Permissible torque 600 Nm
- Required drawbar 3R-695.2-260
- Required air pressure, - 6±1 bar
- Weight 12.6 kg.



Pallet, Matrix 260, 3R-691.1-260

- Fixed index positions 4x90°
- Permissible press load 200 ton
- Permissible torque 600 Nm
- Required drawbar 3R-695.2-260 or similar
- Adapted for automatic changing
- Weight 3.2 kg.

Note: Not self carrying, requires extra support.



Check ruler, Matrix 260, 3R-696.1-260

For setting flatness and angular positions. Ground hole for centering.

- Ready for code carrier
- Measuring length 200 mm.
- Adapted for automatic changing
- Weight 10 kg.



GPS 240

- ... reduces setting-up times.
- ... ensures precision and quality.
- ... is sealed against dirt and swarf.
- ... has lightweight pallets.
- ... suitable for automatic changing with System 3R's automation program.

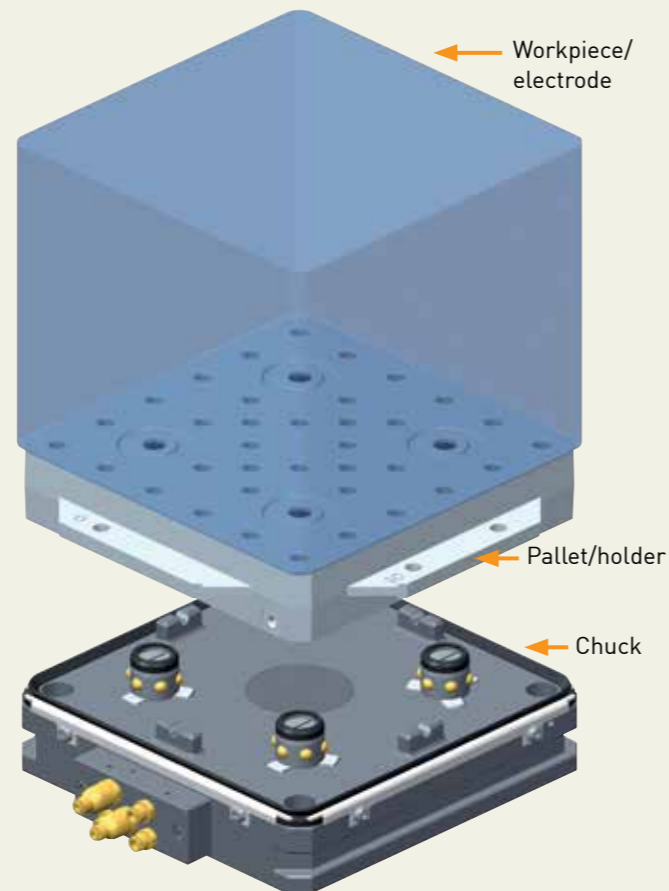
The machining zero point is defined by the centre of the chuck in the GPS 240 system. The chuck can be mounted on the machine table of any machine tool.

The standardised hole pattern of the pallet allows the fixation of workpieces, fixtures and accessories such as vices, three-jaw chucks and magnetic tables from below. This gives collision-free mounting, even with five-sided machining.

The economical, pressure-die-cast aluminium pallets are very light, making them also suitable for manual handling. Naturally the GPS 240 is also suitable for automatic changing.

The chuck seal prevents dirt penetrating between the chuck and the pallet. This simplifies maintenance and lengthens the life of the components. A lifting mechanism which operates on locking/opening protects the references when loading heavy workpieces.

- + Repetition accuracy – within 0.002 mm
- + Indexing accuracy – within 0.005 mm
- + Locking force – 30 000 N (with force boost 60 000 N)
- + Fixed index positions – 4x90°
- + Required air pressure, pneumatic chuck – 6 bar
- + Recommended max workpiece weight – 150kg.



GPS 240


Die-cast aluminium pallets with standardised hole pattern or solid aluminium pallets.




Pallet with handles for manual pallet handling or automated pallet change by robot.



The Z-references are air-blast cleaned, through nozzles in the Z-references of the chuck.



A lifting mechanism which operates on clamping /releasing protects the references when loading heavy workpieces.



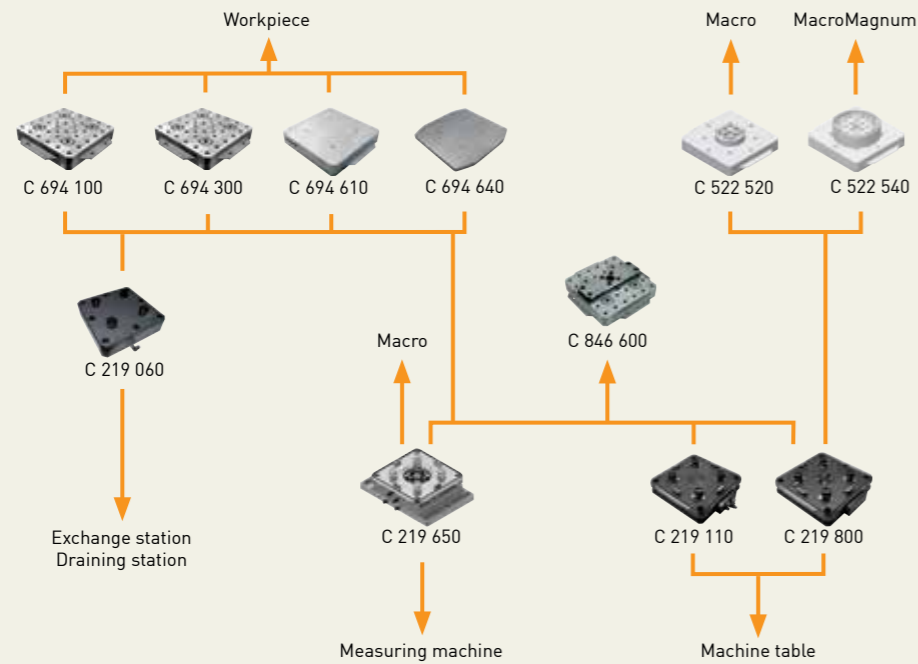
Hardened chuck body with prisms for X/Y centring made out of one piece for maximum stability. Indexing 4 x 90°.

Spring loaded clamping mechanism. Releasing by air.

Seal for a completely sealed chuck-pallet interface against dirt and swarf.

Connection bloc.

GPS 240 – Chucks



Chucks, square	Article number	Feature
Pneumatic automatic/manual	C 219 110	for manual & automatic machining operations
Pneumatic automatic/manual	C 219 650	built-in pneumatic Macro chuck
Pneumatic automatic/manual	C 219 800	connection from below, 2-fold Airdock
Pneumatic automatic/manual	C 210 060	dummy chuck

Pallets, square	Article number	Feature	Size (mm)
Cast aluminium	⊙ C 694 100		240x240
Cast aluminium	⊙ S 694 300	ground	240x240
Solid aluminium	▨ S 694 610		240x240
Solid aluminium	▨ C 694 640		300x300

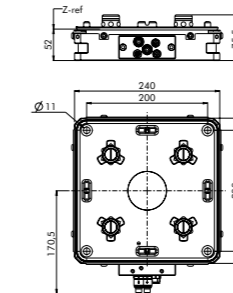
▨ Pallet with coined cams. ⊙ Pallet with spring-loaded pin.

GPS 240 – Chucks

GPS 240 Chuck automatic, C 219 110

Pneumatic table chuck, mainly intended for applications in die-sinking EDM machines.

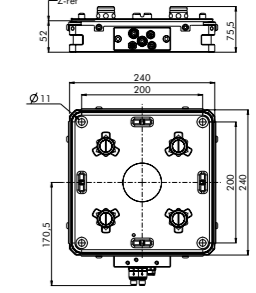
- Required air pressure 6 bar
- 5 air connections
- Repetition accuracy 0.002 mm
- Indexing accuracy 0.005 mm
- Clamping force 30 000 N/60 000 N
- Recommended control unit C 810 830
- Air-blast cleaning of the references
- Weight 17 kg.



GPS 240 Chuck automatic with 2-fold Airdock, C 219 800

For manual and automatic machining operations.

- Building-in height 52 mm
- Air connections positioned centrally on the underside - prism - Z-claing - clamping/releasing - Turbo/ventilation
- Medium connection 2-fold
- Clamping force 30 000 N/60 000 N
- Weight 17 kg.

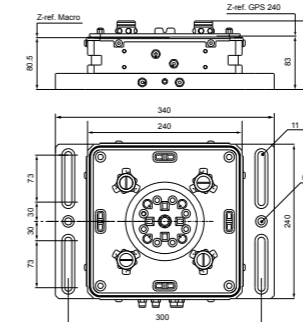


GPS 240 Pneumatic chuck with built-in Macro chuck, C 219 650

Pneumatic chuck with built-in Macro chuck. Intended mainly for measuring machines.

The following pallets can be mounted in GPS 240 by means of C 219 650: Macro 54x54 mm and Macro 70x70 mm

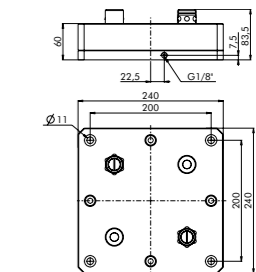
- Required air pressure 6 bar
- Air-blast cleaning of the references
- Weight 24 kg.



GPS 240 Dummy chuck, C 210 060

Dummy chuck for clamping a GPS 240 pallet on a exchange or draining station.

- Required air pressure 6 bar
- Weight 9.5 kg.



GPS 240 – Pallets

GPS 240 Pallet 'EDM/Grinding', C 694 100

Cast aluminium pallet.

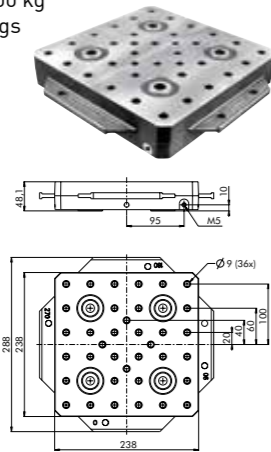
- Construction height 48.1 ±0.01 mm
- X/Y-centring with spring-loaded pin
- Recommended workpiece weight 100 kg
- Supplied with C 531 500 sealing plugs
- Weight 4.8 kg

S 500 090

- Set of 4x C 694 100

S 500 100

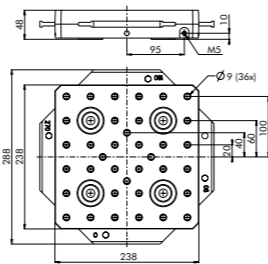

- Set of 10x C 694 100



GPS 240 Pallet 'Adaptation', C 694 300

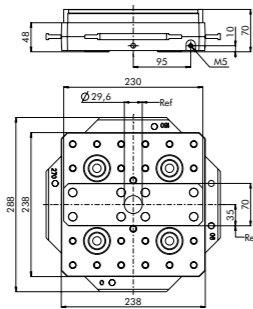
Ground cast aluminium pallet.
Suitable for fixtures and accessories.

- Prepared for automation.
- Construction height 48.0 ±0.005 mm
- X/Y-centring with spring-loaded pin
- Recommended workpiece weight 100 kg
- Supplied with C 531 500 sealing plugs
- Weight 4.8 kg



GPS 240 Master pallet, C 846 600

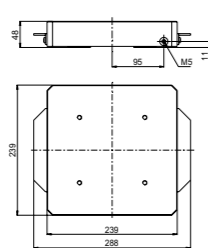
The pallet has a ground reference ruler and a ground indication hole for alignment of the references.



GPS 240 Pallet 240x240 mm, C 694 610

Solid aluminium pallet.
Suitable for fixtures and accessories.

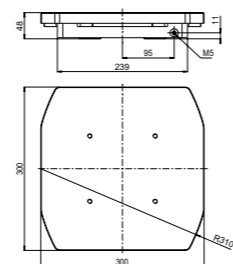

- Prepared for automation.
- Construction height 48 ±0.01 mm
- X/Y-centring with coined cam
- Recommended workpiece weight 150 kg.
- Weight 7.4 kg



GPS 240 Pallet 300x300 mm, C 694 640

Solid aluminium pallet.
Suitable for fixtures and accessories.

- Prepared for automation.
- Construction height 48 ±0.01 mm
- X/Y-centring with coined cam
- Recommended workpiece weight 150 kg.
- Weight 9 kg




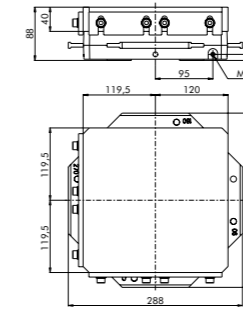

GPS 240 – Accessories



GPS 240 Magnetic table, C 694 260

High-precision magnetic plate for grinding work and for erode.

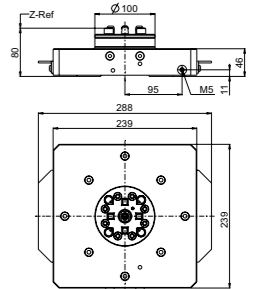
- Magnetic field height 5 mm
- Holding force 100 N/cm²
- Dimensions 240x240x88 mm
- Weight 23 kg.



Pneumatic chuck adapter, GPS 240-Macro, C 522 520

Chuck adapter with built-in pneumatic Macro chuck for mounting in C 219 800.

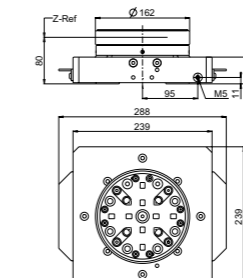

- Built-up height 80 mm
- X/Y-centring with springy cams, hardened, stainless
- Macro chuck 3R-24460
- Drawbar 3R-605.1 or 3R-605.4
- Adapted for automatic changing
- Weight 8.5 kg.



Pneumatic chuck adapter, GPS 240-MacroMagnum, C 522 540

Chuck adapter with built-in pneumatic Macro Magnum chuck for mounting in C 219 800.

- Built-up height 80 mm
- X/Y-centring with springy cams, hardened, stainless
- MacroMagnum chuck 3R-90809.03
- Drawbar 3R-605.1 or 3R-605.4
- Adapted for automatic changing
- Weight 11.7 kg.



/// Pallet with coined cams.

⊙ Pallet with spring-loaded pin.

/// Pallet with springy hardened cams.

⊙ Pallet with spring-loaded pin.

GPS 240 – Accessories

GPS 240 Controllers

C 810 830

Unit for controlling pneumatic chucks C 219 110.

- 4 connections – X/Y-locating – air-blast cleaning of Z – open/lock – turbo/ventilation.



C 810 850

Unit to control two pneumatic chucks.

- 5 connections – X/Y-locating – air-blast cleaning of Z – open/lock – turbo/ventilation – ventilation tube.



C 810 810

Unit for controlling pneumatic chucks C 219 600.

- 6 connections – X/Y-locating – air-blast cleaning of Z – clamping/releasing – turbo/venting – Macro clamping/releasing – Macro air-blast cleaning of Z / turbo



GPS 240 Spare parts set, S 220 000

Contains all elements for a normal service.

- Suitable for all square chucks
- Recommendation: every 2 years if used manually and annually if used in the automation system.



GPS 240 Chuck seal, C 219 007

The chuck seal is a wear part which should be replaced every three to six months.

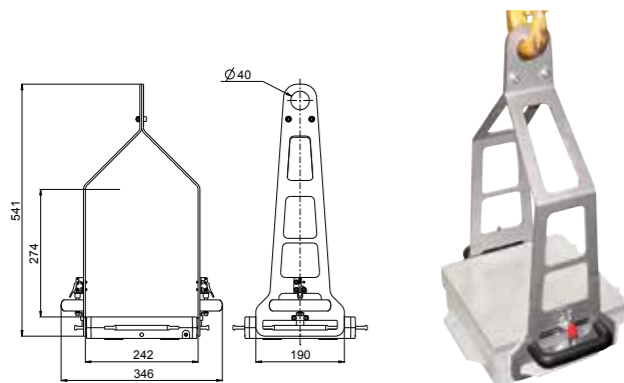
- Material Viton
- Supplied singly



GPS 240 Lifting grip, C 810 960

Lifting gear for handling GPS 240 pallets 240x240 mm.

- Weight 2.9 kg.

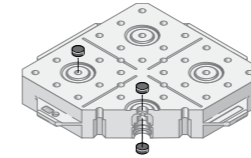


GPS 240 – Accessories

GPS 240 Seals, C 531 250

To seal the holes in the four clamping elements of the pallet.

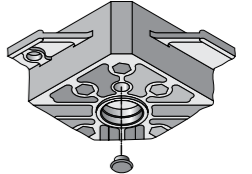
- Material elastomer
- Supplied in sets of 20.



GPS 240 Reference protectors, C 531 210

To protect the Z-reference of the pallet.


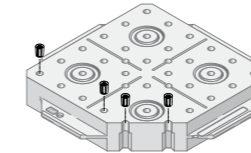
- Supplied in sets of 20.



GPS 240 Sealing plugs, C 531 500

Plugs for sealing GPS 240 pallets.

- Supplied in sets of 40.



Code carriers, 3R-863.01

With pre-programmed unique identity, designed for GPS 240 pallets.

3R-863.01-10

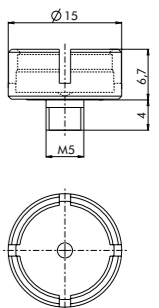
- Sets of 10 pieces.



Code carrier, fixture, C 960 740

Fixture for code carrier 3R-863.01-10.

- The code carrier can be clicked into position.




GPS 240 – User kits

GPS 240 Clamp strip kit, C 810 880-XX*

- C 810 881 undrilled clamp strip (x2)
- E 010 144 washer M10 (x4)
- E 010 143 washer M8 (x4)
- E 000 428 Allen screw M10x45 (x4)
- E 000 354 Allen screw M8x45 (x4)
- 12 E 040 030 T-slot nut M10x12 (x4)
- 14 E 040 031 T-slot nut M10x14 (x4)
- 16 E 040 032 T-slot nut M10x16 (x4)
- 18 E 040 033 T-slot nut M10x18 (x4)

* When ordering, state the required dimension of the T-slot nut.



GPS 240 Presetting station, C 810 650

For alignment of workpieces on GPS 240 pallets.

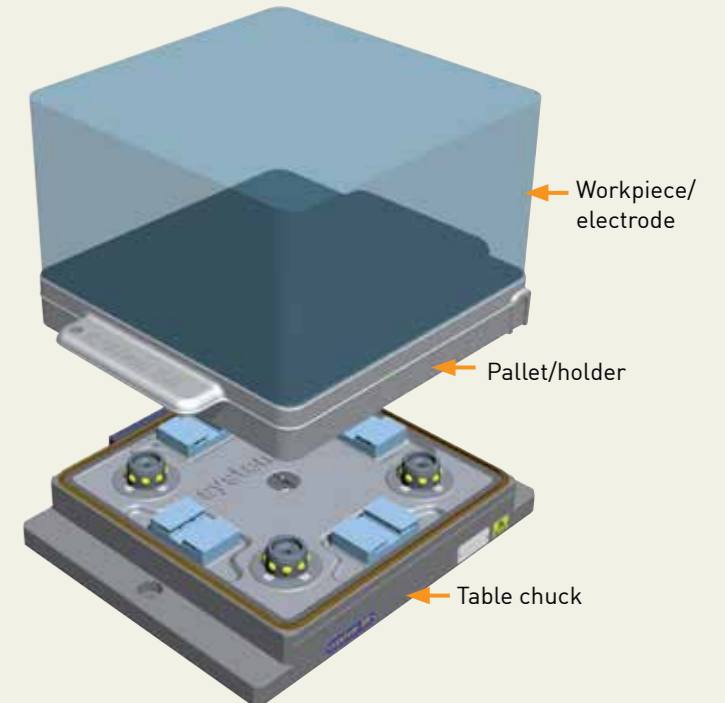
- Parallelism 0.005 mm
- Required air pressure 6 ±1 bar
- Supplied with dial indicator, dial indicator holder and actuator.




Dynafix

- ... allows machining with optimal cutting data
- ... reduces setting-up times
- ... ensures precision and quality
- ... gives access to System 3R's entire product range
- ... is suitable for automatic changing with System 3R's automation program.

Dynafix permits machining with optimal cutting data, without sacrificing accuracy and quality. The easy-to-handle aluminium pallets have reference elements of high-alloy steel with directly measurable Z-references. Locking mechanism with built-in soft-landing function protects the references and simplifies handling in applications involving heavy workpieces. In addition, automatic air-blast cleaning of the Z-references and peripheral sealing make Dynafix a practical and user-friendly reference system which minimises setting-up times, increases machine capacity and provides a basis for automated production. Dynafix as the basic means of fixing to the machine table gives unsurpassed flexibility in terms of workpiece size. Using chuck adapters provides access to practically every reference system in System 3R's extensive product range. Rapid, precise pallet changing in sizes from Ø25 mm to 400 x 400 mm in the same basic mounting – manually or automatically.



- + Repetition accuracy – within 0.002 mm
- + Locking force – 60 000 N
- + Fixed index positions – 4x90°
- + Required air pressure, pneumatic chuck – 6±1 bar.



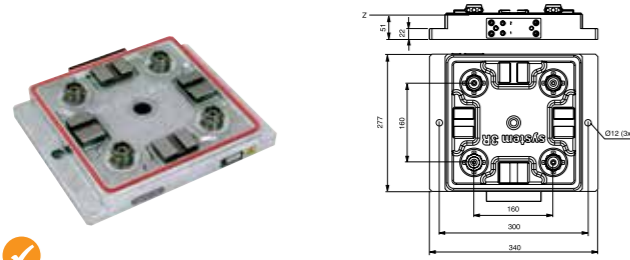
Chucks	Article number	Feature
Pneumatic	3R-770-1	
Pneumatic	90356.10	for chuck adapters, with mounting flange
Pneumatic	90576.05	for chuck adapters, without mounting flange
Pneumatic	3R-770-5	for five-axis machines
Pneumatic	90718.04	vibration-damped
Pneumatic	3R-770.19-1	3Rfix holes
Pneumatic	3R-770.6-1	built-in pneumatic Macro chuck
Pneumatic	D-20130	through hole Ø110 mm.
Pneumatic	D-20167	load station

Dynafix – Chucks

Pneumatic chuck, 3R-770-1

Pneumatic table chuck.

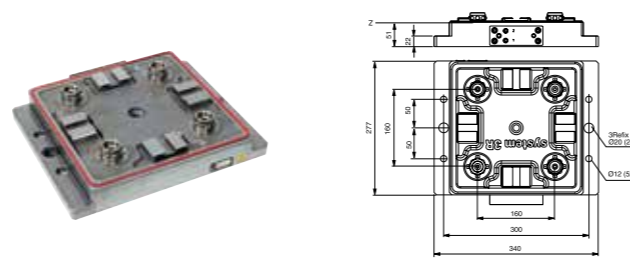
- Required air pressure 6 ± 1 bar
- Fixed index positions $4 \times 90^\circ$
- Recommended actuator 3R-611.4 or 3R-611.2.
- Air-blast cleaning of the Z-references
- Weight 24.5 kg.



Pneumatic chuck, 3R-770.19-1

Pneumatic table chuck with 3Refix-holes.

- 3Refix $\varnothing 20$ mm
- Required air pressure 6 ± 1 bar
- Fixed index positions $4 \times 90^\circ$
- Recommended actuator 3R-611.4 or 3R-611.2
- Air-blast cleaning of the Z-references
- Weight 24.5 kg.



Pneumatic chuck

Pneumatic chucks with extra connections for automatic chuck adapters.

Note: Requires two control units.

- Required air pressure 6 ± 1 bar
- Fixed index positions $4 \times 90^\circ$
- Air-blast cleaning of the Z-references.

90356.10

With fixing lugs.

- Weight 24.5 kg.



90576.05

Without fixing lugs.


- Weight 23.5 kg.



Pneumatic chuck, 3R-770-5

Pneumatic table chuck for applications in five-axis machines. Air connection from below.

- Required air pressure 6 ± 1 bar
- Fixed index positions $4 \times 90^\circ$
- Air-blast cleaning of the Z-references
- Weight 23.5 kg.



Pneumatic chuck, VDP, 90718.04

Pneumatic vibration-damped chuck.

- Required air pressure 6 ± 1 bar
- Fixed index positions $4 \times 90^\circ$
- Air-blast cleaning of the Z-references.

VDP



Pneumatic chuck, D-20130

Pneumatic chuck with through holes $\varnothing 110$ mm.

- Required air pressure 6 ± 1 bar
- Fixed index positions $4 \times 90^\circ$
- Air-blast cleaning of the Z-references
- Weight 22 kg.



Dynafix – Chucks



Pneumatic chuck, 3R-770.6-1

Pneumatic chuck with integrated Macro chuck. For CMM machines.

- Required air pressure 6 ± 1 bar
- Fixed index positions $4 \times 90^\circ$
- Air-blast cleaning of the Z-references
- Weight 32 kg.




Pneumatic dummy chuck, D-20167

To use as a load station for pallets with workpieces.

- Rust resistant
- Prepared for sensor 05-7041
- Clamping force 5 000 N
- Max load weight 250 kg
- Weight 11 kg.



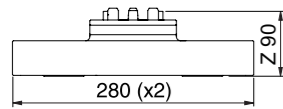
Dynafix – Chuck adapters



Chuck adapters	Article number	Feature
Pneumatic	90356.22	Dynafix ► Macro
Pneumatic	90356.21	Dynafix ► MacroCombi
Pneumatic	90356.20	Dynafix ► MacroMagnum

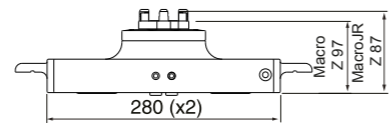
Pneumatic chuck adapter, Dynafix-Macro, 90356.22

Chuck adapter with built-in pneumatic Macro chuck for mounting in 90356.10 or 90576.05.




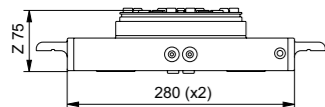
Pneumatic chuck adapter, Dynafix-MacroCombi, 90356.21

Chuck adapter with built-in pneumatic MacroCombi chuck for mounting in 90356.10 or 90576.05.

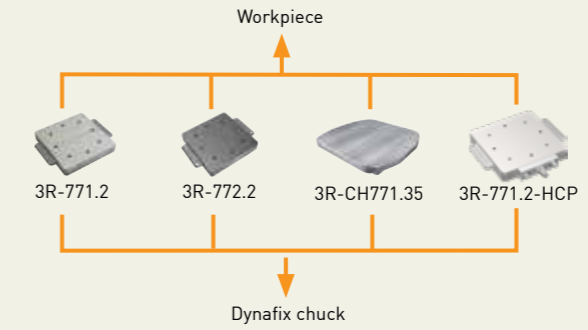


Pneumatic chuck adapter, Dynafix-MacroMagnum, 90356.20

Chuck adapter with built-in pneumatic MacroMagnum chuck for mounting in 90356.10 or 90576.05.



Dynafix – Pallets




Pallets	Article number	Feature
Aluminium	3R-771.2	milled
Aluminium	3R-772.2	ground
Aluminium	3R-CH771.35	
Aluminium	3R-771.2-HCP	milled, HCP robot grip

Pallet 280x280 mm, 3R-771.2

Milled aluminium pallet.


- Adapted for automatic changing
- Ready for code carrier
- Flatness 0.04 mm
- Thickness tolerance +0.05/-0 mm
- Weight 6 kg.



Pallet 280x280 mm, 3R-772.2

Ground aluminium pallet.

- Adapted for automatic changing
- Ready for code carrier
- Flatness 0.005 mm
- Thickness tolerance -0.1/-0.14 mm
- Weight 6 kg.



Pallet with HCP robot grip, 3R-771.2-HCP

Milled pallet with HCP robot grip mounted on pallet side.

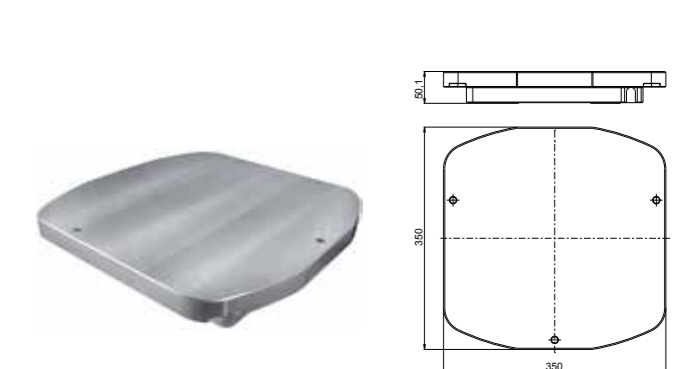
- Prepared for through holes (sealed at delivery)
- Adapted for automatic changing.
- Load weight 150 kg.
- Weight 6.5 kg.



Pallet 350x350 mm, 3R-CH771.35

Aluminium pallet.

- Adapted for automatic changing.
- Ready for code carrier
- Weight 12.1 kg.



Dynafix – Accessories

Reference elements, 3R-771.7

Reference kit for users who want to make their own pallets or fixtures.



Master pallet, 3R-776.1-2

For alignment of the Dynafix references. With ground reference rulers, hole and surface.

- Adapted for automatic changing
- Ready for code carrier
- Weight 8 kg.



Clamping force meter kit, 3R-SSP115-BASE

For both pneumatic and manual chucks. This stand alone unit in combination with individual drawbars or drawbar kits, able to cover MacroJunior, Macro, MacroMagnum and Dynafix.

Note: Require drawbars with bayonet interface similar to 3R-605.1.

- Add-on kit for use in Dynafix, 3R-SSP115-DYN
- Operating temp. +10 to +40° C
- Gauge size Ø90x47 mm
- Working range 1-22 kN
- Deviation ± 0.1 kN.
- Weight:
Display 0.34 kg.
Gauge 1.3 kg.



Add-on kit, 3R-SSP115-DYN

Add-on kit for 3R-SSP115-BASE



Maxi

... reduces setting-up times.

... is user-friendly.


... gives access to a large part of System 3R's product range.

Maxi an especially robust, uncomplicated and user-friendly system for larger and heavier electrodes and workpieces. The chucks are of the fishtail type with three references for rapid mounting of the accessories with a single two-handed operation.

+ Repetition accuracy within – 0.01 mm.

+ Recommended maximum weight – 500 kg.

Chuck →



Holder/pallet →

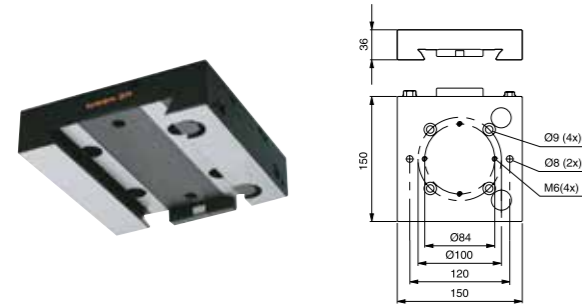


Maxi – Chuck & pallet

Manual chuck, 3R-27.2

For mounting on the machine spindle or on a machine table.

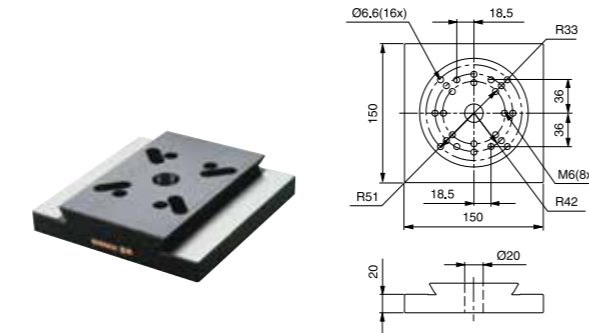
- Immersible
- Maximum electrode weight 500 kg
- Mechanical locking
- Weight 5 kg.



Pallet 150x150 mm, 3R-29.2

Pallet with 16 clearance holes for M6 screws and eight M6 threads.

- Hardened
- Weight 4.6 kg.



Mini

... reduces setting-up times.

... gives rapid and precise mounting.

... is suitable for automatic changing with System 3R's automation program.

Mini

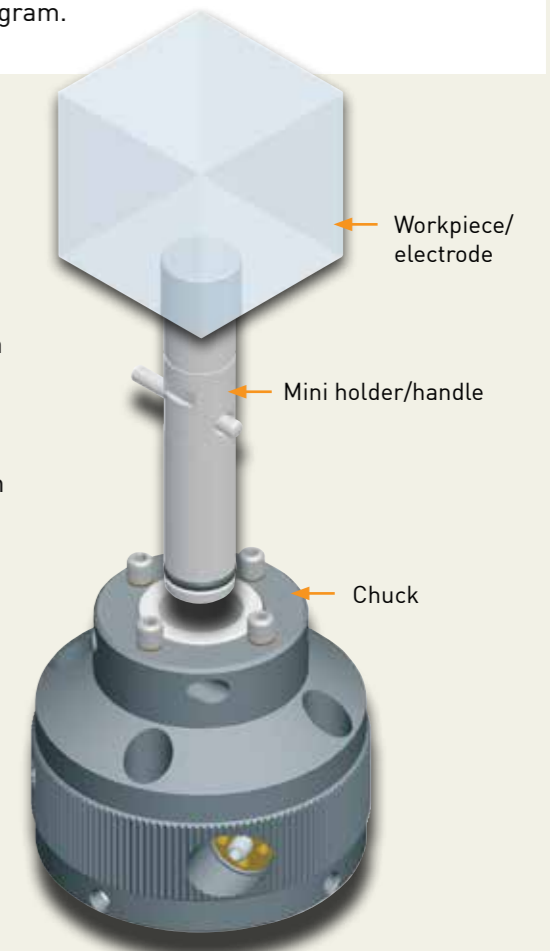
The ancestor of the reference systems! The introduction of the Mini system in the early 1970s created the basis for efficient electrode production and spark-erosion machining. Electrodes could now be produced mounted on inexpensive holders. Subsequent alignment of the electrodes in the spark-erosion machine was eliminated. The Mini system introduced the precision and flexibility that had until then been absent from spark erosion technology.

The Mini system provides rapid and exact mounting of the electrode holders in hydraulic quick-change chucks. This high change accuracy is achieved thanks to the two chambers of the hydraulic system, which expand uniformly and provide symmetrical locking against the fixed Z reference with angular location.

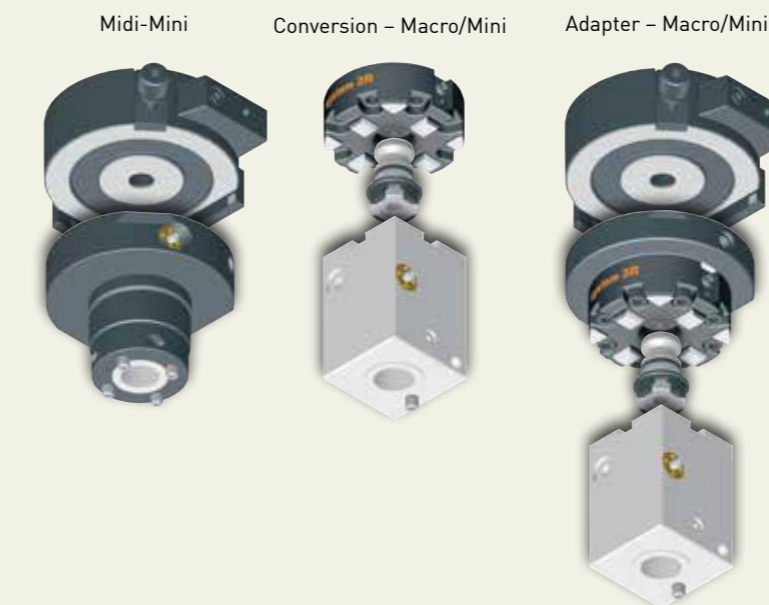
The Mini system is a "Reverse Reference System", in which the chuck adapts itself to the electrode holder, which is why all electrode holders must be exactly alike – in diameter, roundness, straightness and hardness – to meet the accuracy requirements.

Even today, the Mini system is probably the most widespread reference system in the world.

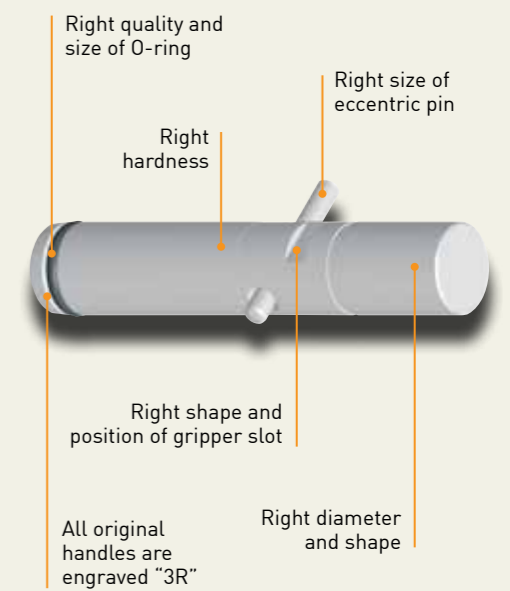
+ Clamping force – 4000 N.



Upgrade options:

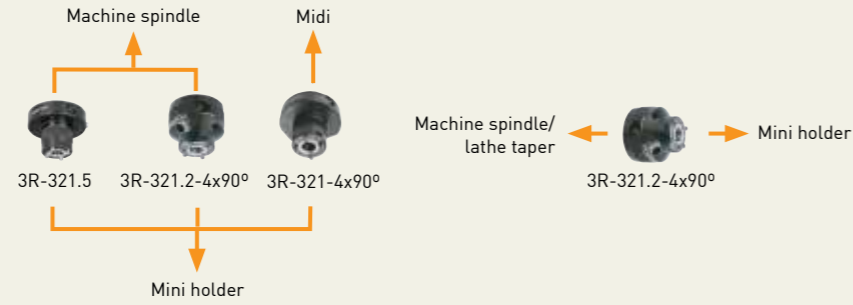


What distinguishes the original from a pirate copy:



Note: Warranty undertakings only apply if genuine System 3R parts have been used.

Mini – Chucks



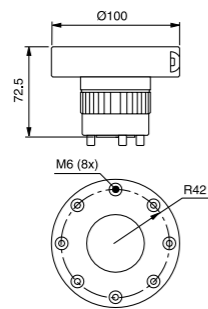
Spindle chucks	Article number	Feature
Manual	3R-321.5	Midi ▶ Mini
Manual	3R-321.2-4x90°	
Manual	3R-321-4x90°	

Lathe chuck	Article number	Feature
Manual	3R-321.2-4x90°	

Manual chuck, 3R-321.5

Hydraulic chuck for mounting on machine spindle with 3R-A3620.

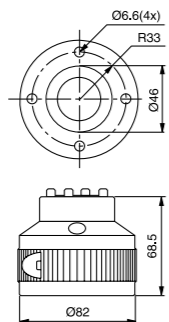
- Fixed index positions 4x90°
- Flushing connection
- Weight 1.8 kg.



Manual lathe chuck, 3R-321.2-4x90°

Hydraulic chuck with set screws, for mounting on a lathe taper.

- Fixed index positions 4x90°
- Weight 1.3 kg.



Manual chuck adapter, Midi-Mini, 3R-321-4x90°

Hydraulic chuck for mounting on machine spindle with Midi system.

- Fixed index positions 4x90°
- Flushing connection
- Weight 1.3 kg.



Mini – Table chucks, chuck adapters & rotating spindle

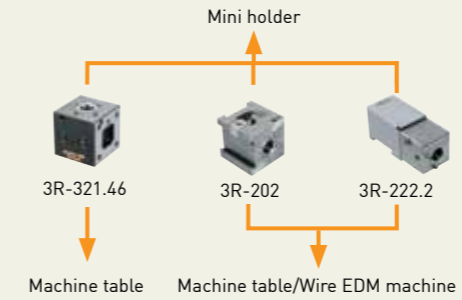
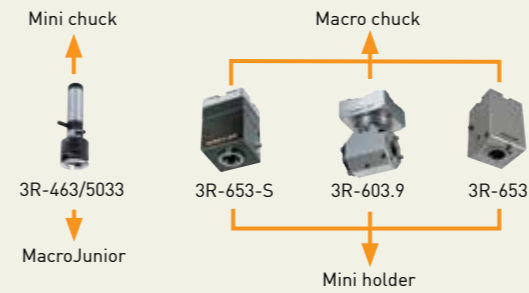


Table chucks	Article number	Feature
Manual	3R-321.46	vertical and horizontal
Manual wire EDM	3R-202	stainless steel. Vertical and horizontal
Manual wire EDM	3R-222.2	stainless steel



Chuck adapters	Article number	Feature
Manual	3R-463/5033	Mini ▶ MacroJunior 50 mm
Manual	3R-603.9	Macro ▶ Mini 90°, rust resistant
Manual	3R-653	Macro ▶ Mini, rust-resistant
Manual	3R-653-S	Macro ▶ Mini

Mini/machine spindle



3R-1.321-HS

Collets


Rotating spindle	Article number	Feature
Vertical	3R-1.321-HS	tubular electrodes

Mini – Table chucks, chuck adapters & rotating spindle

MiniBlock, 3R-321.46

Manual hydraulic chuck for vertical or horizontal mounting on the machine table.

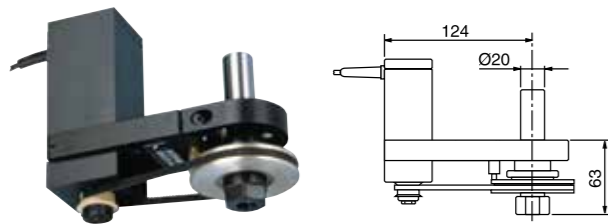
- Fixed index positions 4x90°
- Weight 2.3 kg.



Rotating spindle, 3R-1.321-HS

Electric spindle for tubular electrodes in collets ER16.

- Supplied with collet set 3R-ER16E
- Electrode sizes $\varnothing 0.5 - 10$ mm.
- Speed range 200 – 2000 rev/min.
- Recommended maximum flushing pressure 40 bar.
- Weight 1.4 kg.

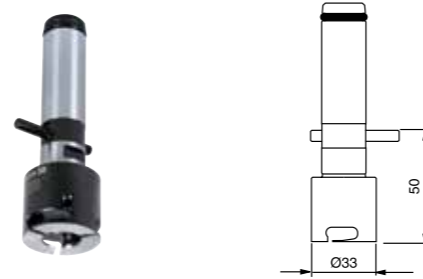


Manual chuck adapter, Mini-MacroJunior, 3R-463/5033

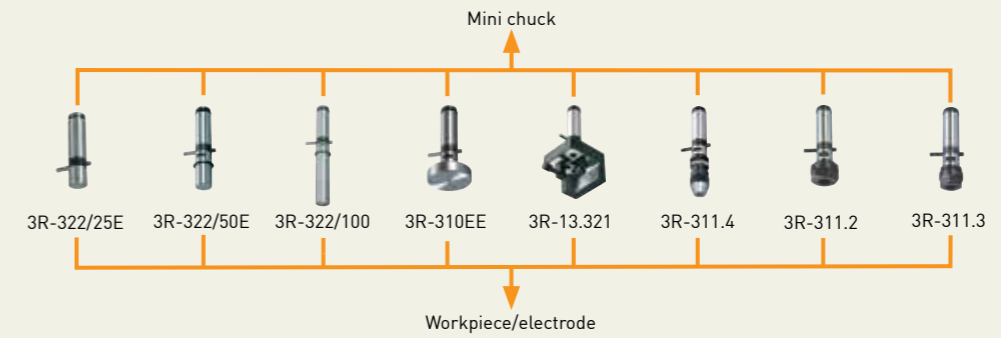
For mounting MacroJunior holders in the Mini system. Axial locking screw with channel for flushing through the electrode.

Note: For EDM machining only.

- Adapted for automatic changing
- Fixed index positions 3x120°
- Weight 0.8 kg.



Mini – Electrode holders



Electrode holder	Article number	Feature
Electrode holder $\varnothing 20$ mm	3R-322/25E	25 mm
Electrode holder $\varnothing 20$ mm	3R-322/50E	50 mm. automatic changing
Electrode holder $\varnothing 20$ mm	3R-322/100	100 mm. automatic changing
Electrode holder	3R-310EE	flange $\varnothing 50$ mm
Electrode holder	3R-13.321	square electrodes
Three-jaw chuck	3R-311.4	$\varnothing 0.1 - 3$ mm
Collet chuck	3R-311.2	$\varnothing 13$ mm, ER20
Collet chuck	3R-311.3	$\varnothing 10$ mm, ER16

Electrode holder $\varnothing 20$ mm

Holder with hardened reference part and unhardened electrode mounting part.

3R-322/25S

- Electrode mounting part 25 mm
- Flushing duct
- Supplied in sets of 30 pcs
- Weight per set 7 kg.

3R-322/50E

- Adapted for automatic changing
- Electrode mounting part 50 mm
- Flushing duct
- Supplied in sets of 30 pcs
- Weight per set 7.7 kg.

3R-322/100

- Adapted for automatic changing
- Electrode mounting part 100 mm
- Flushing duct
- Supplied in sets of 10 pcs
- Weight per set 3.8 kg.

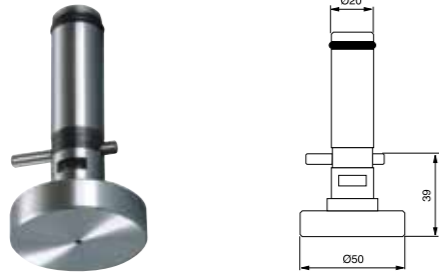


Mini – Electrode holders & Accessories

Electrode holder, 3R-310EE

Holder with hardened reference part $\varnothing 20$ mm and unhardened flange $\varnothing 50$ mm.


- Adapted for automatic changing
- Electrode mounting part 39 mm
- Flushing duct
- Supplied in sets of 10 pcs.
- Weight per set 4 kg.



Electrode holder, 3R-13.321

Holder with hardened reference part $\varnothing 20$ mm for mounting square and flat electrodes.

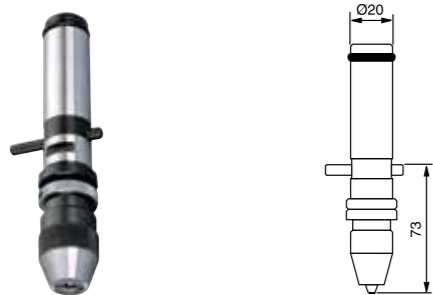
- Max. workpiece: 32x28 mm
- Adapted for automatic changing
- Flushing duct
- Weight 1 kg.



Three-jaw chuck, 3R-311.4

Chuck $\varnothing 20$ mm for $\varnothing 0.1$ -3 mm electrodes.


- Adapted for automatic changing
- Weight 0.3 kg.



Collet chuck ER20, 3R-311.2

Chuck $\varnothing 20$ mm for collets ER20 with electrodes $< \varnothing 13$ mm.

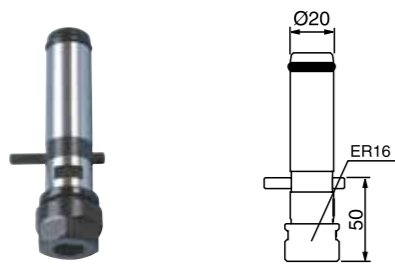
- Adapted for automatic changing
- Weight 0.2 kg.



Collet chuck ER16, 3R-311.3

Chuck $\varnothing 20$ mm for collets ER16 with electrodes $< \varnothing 10$ mm.

- Adapted for automatic changing
- Weight 0.2 kg.



Check mandrel, 3R-23

Ground C-reference.

- Measuring length 100 mm
- Weight 0.6 kg.



Mini – Accessories

Check ruler, 3R-314.2

For setting angular positions.

- Measuring length 96 mm
- Weight 0.4 kg.



Indicating spindle, 3R-3.321-2

For measuring centre holes.

- Dial indicator required
- Weight 0.4 kg.



Microscope, 3R-4.321

With transformer (110/220V) for integral lighting.

- Magnification x25
- Centering location
- Field of view $\varnothing 6$ mm
- Weight 0.6 kg.



Clip, 3R-301

For angular fixing of Mini holders.

- Supplied in sets of 10 pcs.



Soldering kit, 3R-403

For soldering electrode blanks on Mini holders.

- Supplied with flux.



Electrode cassette, 3R-150/5

For Mini holder x30.

- Supplied in sets of 5 pcs.



Adapter plate, 3R-601.6

For mounting (for example) rotating spindles in the Macro system.

- MacroHP coupling
- Rust-resistant.



3Refix

- ... gives a definite position with fixed references
- ... minimal investment, cutting production costs
- ... fast setup with just a few simple manual actions
- ... the expanding mandrel minimises wear in the reference holes.

Increased productivity

need not mean heavy investments in new machines. 3Refix is remarkably simple way to lay a solid foundation from which to view the future with confidence – tool up without indication and cut your production costs!


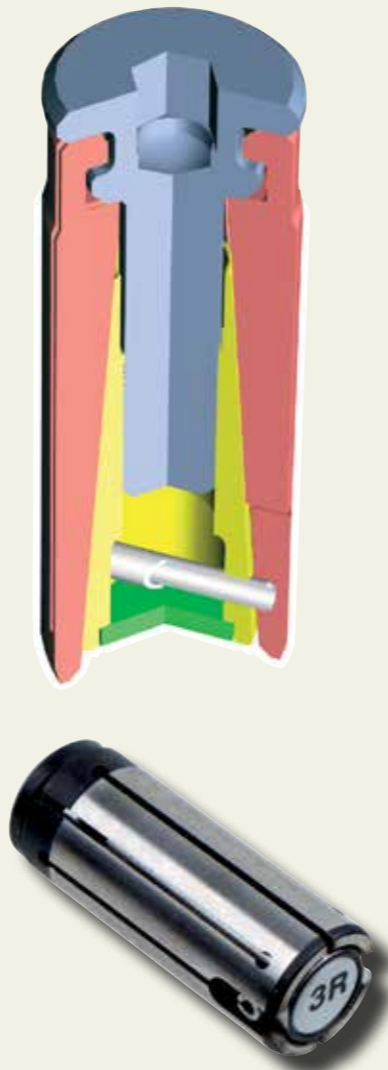
3Refix technology is based on a modular hole pattern with 100x100 mm pitch and 20 mm diameter reference holes. The reference tables have clearly-marked reference holes – A1, A2, B1, B2 etc – and every accessory has two 20 mm diameter holes, which pick up the references from the table. The R0-hole gives the X/Y-position and the R1-hole gives the angle relative to the axes of the machine. This makes it possible to set up the workpiece without the need for alignment and gauging afterwards. So 3Refix accessories provide an unmistakable and fixed position with known references.

The accessories in the 3Refix range usually have a reference height of 30 mm, among other things to allow machining straight through the workpiece. The design also allows a flush pot to be pushed in under the workpiece during EDM machining.

The full effect of 3Refix technology is attained by consistent application with general systemization and standardization of all machine tables and accessories. System 3R can supply reference tables for practically all types and sizes of machines – reference tables that give a distinct interface between machine table and auxiliary tool.

With the aid of 3Refix you can very quickly change the set-up of the machine from one machining operation to another in a few simple operations – **One Minute Set-up!**

+ Repetition accuracy 0.005 mm.



3Refix expanding mandrels (2 pcs) determines the position. First 3Refix mandrel is to determine X/Y-position and the second to determine the angle.

3Refix

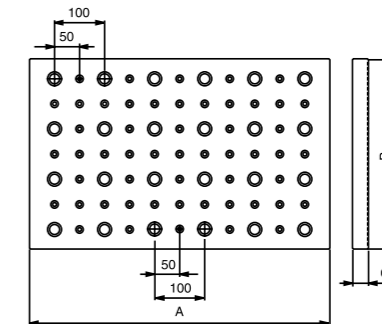
Reference tables

Reference tables of structurally-stable toughened steel (270-320 HB). Hardened bushes in dead-end holes for 3Refix mandrels Ø20 mm at 100x100 mm modular spacing, as well as M12 tapped mounting holes with 50x50 mm modular spacing.

Note: Customised reference tables can be made to order.

Note: Hardened reference tables (650-700 HB) can be made to order.

Use the order form at the end of the catalogue.



3R-936-60.38

- A = 600 mm
- B = 380 mm
- C = 32 mm
- Weight 55 kg.

3R-936-85.40

- A = 850 mm
- B = 400 mm
- C = 32 mm
- Weight 83 kg.

3Refix mandrel

Note: When positioning with 3Refix mandrels –always tighten the expanding mandrel in the R⁰ hole first.

3R-901-10E-TX

- 3Refix Ø10 mm
- Recommended tightening torque 4 Nm
- Supplied in sets of 10 pcs.
- Weight per set 0.2 kg.



3R-901-10RS

- 3Refix Ø10 mm
- Rust-resistant
- Recommended tightening torque 4 Nm
- Supplied singly
- Weight 0.02 kg.


3R-901-20E

- 3Refix Ø20 mm
- Recommended tightening torque 10 Nm
- Supplied in sets of 10 pcs.
- Weight per set 1 kg.



3R-901-20RS

- 3Refix Ø20 mm
- Rust-resistant
- Recommended tightening torque 10 Nm
- Supplied singly
- Weight 0.1 kg.



Slotted bushes, 3R-903-XX.XX

Bushes of hardened spring steel 54 HRC.

- Bore 20 mm, height 20 mm.
- Supplied in 2 pcs.
- Weight per set 0.1 kg.



Art. No.	Outside diameter (mm)
3R-903-20.235	23.5
3R-903-20.24	24
3R-903-20.25	25
3R-903-20.254	25.4
3R-903-20-256	25.6
3R-903-20.26	26
3R-903-20.275	27.5
3R-903-20.28	28
3R-903-20.295	29.5
3R-903-20.30	30
3R-903-20.315	31.5
3R-903-20.3175	31.75
3R-903-20.32	32
3R-903-20.34	34
3R-903.20.36	36
3R-903-20.38	38
3R-903.20.381	38.1
3R-903-20.40	40
3R-903-20.414	41.4
3R-903-20.42	42
3R-903-20.4445	44.45

3Refix

Bushings

Hardened steel, 60 HRC, for mounting in existing fixtures.



	3R-902-10E
Bore / mm.	10H7
Outside diameter / mm	15h6
Height / mm	12
Supplied in sets of	30

	3R-902-20.0E
Bore / mm.	20H6
Outside diameter / mm	28h6
Height / mm	20
Supplied in sets of	10



Plastic plug, 3R-915-20E

Plug to protect Ø20 mm hole from dirt.

- Supplied in sets of 50 pcs.



Plastic screw, 3R-915-M12E

To protect M12 holes with protective countersinking from dirt.

- Supplied in sets of 50 pcs.



Torque wrench, 3R-614-04

For Ø10 mm 3Refix mandrels (3R-901-10E-TX).

- 4 Nm.



Torque wrench, 3R-914-10

For Ø20 mm 3Refix mandrels (3R-901-20E).

- 10 Nm.



Accessories


Allen key, 3R-333-03

- 3 mm
- Supplied in 10 pcs.



Allen key, 3R-333-05

- 5 mm
- Supplied in 10 pcs.



Collets, 3R-ER16E

Intended for Macro & MacroJunior.

Collet	Ø1-0,5 mm
Collet	Ø2-1 mm
Collet	Ø3-2 mm
Collet	Ø4-3 mm
Collet	Ø5-4 mm
Collet	Ø6-5 mm
Collet	Ø7-6 mm
Collet	Ø8-7 mm
Collet	Ø9-8 mm
Collet	Ø10-9 mm.



Collets, 3R-ER20E

Intended for Macro.

Collet	Ø2-1 mm
Collet	Ø3-2 mm
Collet	Ø4-3 mm
Collet	Ø5-4 mm
Collet	Ø6-5 mm
Collet	Ø7-6 mm
Collet	Ø8-7 mm
Collet	Ø9-8 mm
Collet	Ø10-9 mm
Collet	Ø11-10 mm
Collet	Ø12-11 mm
Collet	Ø13-12 mm.



Collets, 3R-ER32E

Intended for Macro.

Collet	Ø3-2 mm	Collet	Ø11-10 mm
Collet	Ø4-3 mm	Collet	Ø12-11 mm
Collet	Ø5-4 mm	Collet	Ø13-12 mm
Collet	Ø6-5 mm	Collet	Ø14-13 mm
Collet	Ø7-6 mm	Collet	Ø15-14 mm
Collet	Ø8-7 mm	Collet	Ø16-15 mm
Collet	Ø9-8 mm	Collet	Ø17-16 mm
Collet	Ø10-9 mm.	Collet	Ø18-17 mm
		Collet	Ø19-18 mm
		Collet	Ø20-19 mm.



Accessories

Spacer plate, U-40266

For mounting of small electrodes in 3R-608.32, 3R-658.2E-S and 3R-658.4E-S.

Supplied in sets of.

1 mm x10
2 mm x10
3 mm x10
5 mm x10



Nipple, 3R-SP20753

Nipple for manual operation by air gun of pneumatic chucks with R1/8" connecting thread.



Labels, 3R-LS288P

Supplied with marker pen.

- Size 6x19 mm
- Supplied in sets of 288 pcs.



Code carriers, 3R-863.01-10

With pre-programmed unique identity, designed for Macro systems and Dynafix.

- Supplied in sets of 10 pcs.



A wide range of Tooling and Automation products from a single source



Tooling Catalogues

- + Tooling – for electrode manufacturing and EDMing
- + Tooling – for wire EDMing
- + Tooling – for Parts production
- + Tooling, Delphin modular Clamping System

Automation Catalogues

- + WorkPal 1
- + WorkPartner 1+
- + Fanuc, six-axis robot
- + WSM – WorkShopManager

For your own copy please contact your System 3R representative.

Automation

Utilise every hour of the day and night!

An automatic production cell can generate revenue round the clock, seven days a week. Why be satisfied with 40 productive machine-hours a week when the same machine can achieve over 100 additional hours a week? Use every hour of the day and night for production!

WorkPal 1, WorkPartner 1+ and Fanuc - three "aces" which boost your productivity and sharpen your competitiveness.

And not least - they bring faster payback on the investments you made.

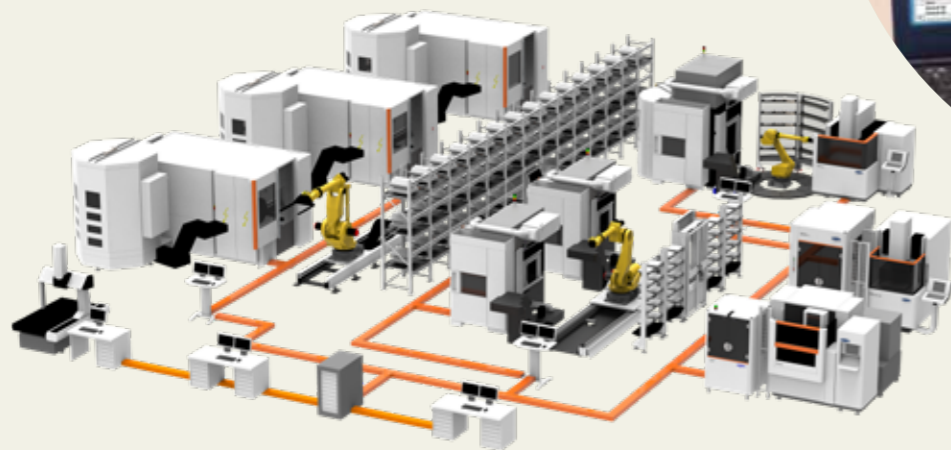


WSM - WorkShopManager

User-friendly Cell Management Software

Master workshop complexity and manage all control processes with our software. For manually controlled and automated processes.

- + Simplify the preparation of jobs
- + Easily execute the jobs in manual or automated machines
- + Monitor the process, change priorities and get utilization statistics
- + ID chip management to ensure highest process security.



Order form

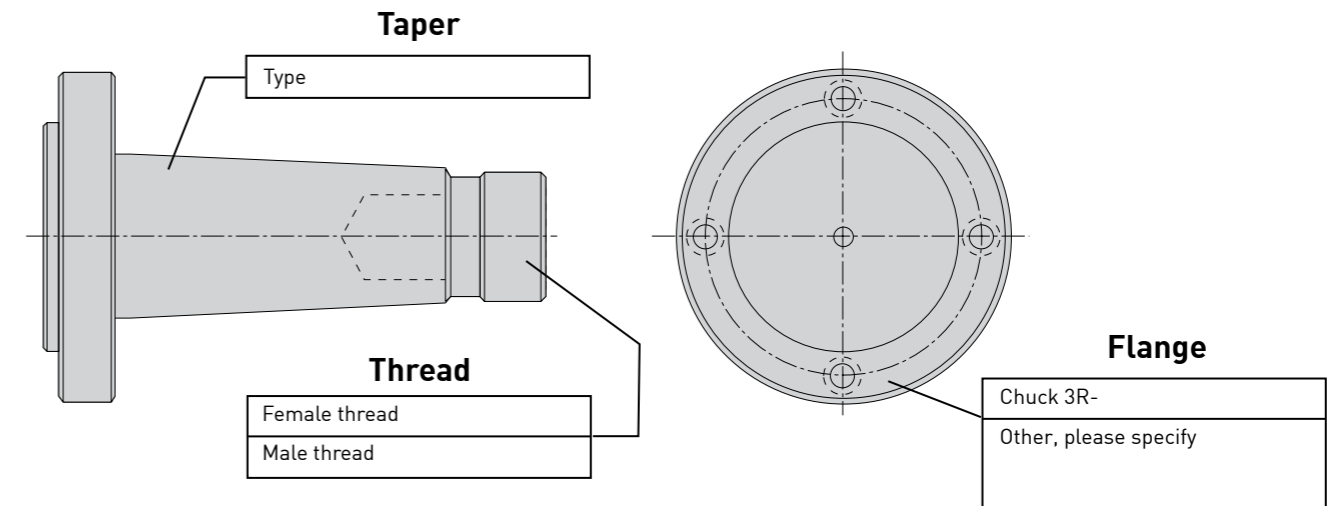
Company _____

Phone _____

Contact _____

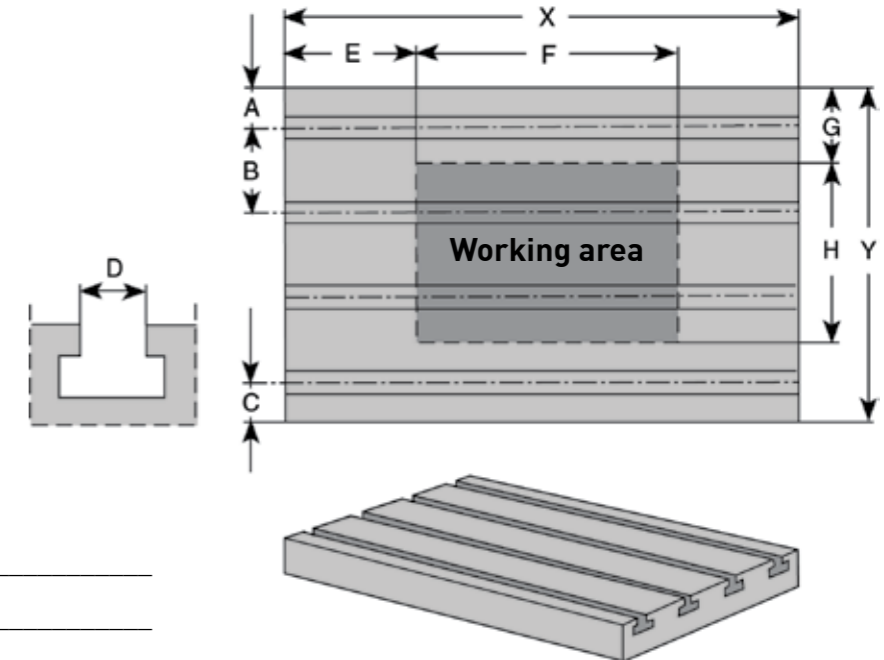
Date _____

Specification of taper attachment



Specification of 3Refix reference tables

- A _____ mm
- B _____ mm
- C _____ mm
- D _____ mm (T slots)
- E _____ mm
- F _____ mm
- G _____ mm
- H _____ mm
- X _____ mm
- Y _____ mm



- No. of T slots _____
- Make of machine _____
- Hardened/unhardened _____
- Other information _____

Index

3R-1.321-HS.....	96	3R-446.11.....	35	3R-600.84-3.....	26
3R-3.321-2.....	99	3R-460.31-5.....	14	3R-600.84-3N.....	53
3R-4.321.....	99	3R-460.32.....	14	3R-600.84-30.....	26
3R-4.650.....	47	3R-460.34.....	13	3R-600.86-3.....	27
3R-6.300-EHS16.....	37	3R-460.37.....	14	3R-600.86-3N.....	53
3R-6.321-HS.....	37	3R-460.46.....	14	3R-600.86-30.....	27
3R-6.600-VHS.....	37	3R-460.83-2.....	13	3R-601.1E-N.....	54
3R-6.600-VS.....	37	3R-460.86-2.....	13	3R-601.1E-P.....	42
3R-13.321.....	98	3R-461.1E-GA.....	16	3R-601.3.....	42
3R-23.....	98	3R-461-8.8-HP.....	17	3R-601.6.....	99
3R-27.2.....	92	3R-463/5033.....	96	3R-601.7E-P.....	42
3R-29.2.....	92	3R-465.1E-A.....	17	3R-601.7-N.....	54
3R-150/5.....	99	3R-465-LE.....	17	3R-601.52.....	44
3R-301.....	99	3R-466.4033.....	35	3R-601.116-75PA.....	44
3R-310EE.....	98	3R-466.4033-S.....	35	3R-602.10-V.....	30
3R-311.2.....	98	3R-466.10033.....	36	3R-602.81.....	30
3R-311.3.....	98	3R-466.15033.....	36	3R-602.81RS.....	30
3R-311.4.....	98	3R-467.9-1.....	15	3R-603.9.....	33
3R-314.2.....	99	3R-468.31-S.....	20	3R-605.1E.....	45, 55, 63
3R-321-4x90°.....	94	3R-469-10.....	17	3R-605.1EE.....	45, 63
3R-321.2-4x90°.....	94	3R-469-16.....	17	3R-605.2E.....	45, 63
3R-321.5.....	94	3R-491E.....	16	3R-605.2EE.....	45, 63
3R-321.46.....	96	3R-491E-HP.....	16	3R-605.2RS.....	45
3R-322/25S.....	97	3R-494-XXX.....	18	3R-605.4E.....	45, 63
3R-322/50E.....	97	3R-600.1-30.....	29	3R-605.4EE.....	45, 63
3R-322/100.....	97	3R-600.1-30V.....	31	3R-605.10.....	45
3R-333-03.....	103	3R-600.10-3.....	31	3R-605.10E.....	45
3R-333-05.....	103	3R-600.10-3N.....	53	3R-605.10EE.....	45
3R-333-T20.....	19	3R-600.10-3RS.....	31	3R-605.14E.....	45
3R-400.24-11.....	12	3R-600.10-30.....	31	3R-605-GE.....	48, 55
3R-400.34.....	12	3R-600.14-30.....	30	3R-606.....	46
3R-403.....	99	3R-600.15-3.....	25, 29	3R-606-N.....	54
3R-404-25.....	19	3R-600.20.....	29	3R-606.1.....	46
3R-405.11E.....	18	3R-600.22.....	29	3R-606.1-N.....	55
3R-405.16E.....	18	3R-600.23-S.....	24	3R-608.31E.....	42
3R-406.9.....	35	3R-600.24-S.....	24	3R-608.51E.....	44
3R-406.11.....	18	3R-600.24-V.....	31	3R-610.4.....	30
3R-406.23.....	18	3R-600.24RS.....	24	3R-610.21.....	29
3R-410.1-M.....	12	3R-600.24-4RS.....	24	3R-610.21-S.....	29
3R-410.31-5.....	12	3R-600.28-S.....	24	3R-610.46-30.....	31

Index

3R-610.46-3N.....	53	3R-656.31-5P.....	46	3R-695.2-142RS.....	69
3R-611.2.....	48, 55, 65, 74	3R-658.1E-S.....	40	3R-695.2-185.....	71
3R-611.4.....	48, 55, 65, 74	3R-658.2E-S.....	41	3R-695.2-185RS.....	71
3R-611.46.....	21, 65	3R-658.4E-S.....	41	3R-695.2-220.....	73
3R-612.6.....	47	3R-658.31E.....	41	3R-695.2-220RS.....	74
3R-612.54-A.....	43	3R-659.16-P.....	43	3R-695.2-260.....	75
3R-612.54-S.....	43	3R-659.20-P.....	43	3R-696.1-110.....	68
3R-612.70-A.....	48	3R-659.32-P.....	43	3R-696.1-142.....	70
3R-612.70-S.....	48	3R-680.1-2.....	58	3R-696.1-185.....	72
3R-612.75-S.....	48	3R-680.1-2V.....	59	3R-696.1-220.....	74
3R-612.116-A.....	44	3R-680.10-2.....	58	3R-696.1-260.....	75
3R-612.116-S.....	44	3R-680.10-2A.....	59	3R-699.20-110D.....	67
3R-614-04.....	19, 50, 65, 102	3R-680.10-2ARS.....	59	3R-699.20-142D.....	70
3R-614-06.....	50	3R-680.10-2RS.....	58	3R-699.40-142D.....	70
3R-628.31-S.....	44	3R-680.10-3.....	60	3R-770-1.....	86
3R-628.41-S.....	45	3R-680.19-2.....	58	3R-770-5.....	86
3R-640.14-30.....	32	3R-680.24-S.....	58	3R-770-19-1.....	86
3R-650/8x5.....	50	3R-680.24-V.....	58	3R-770.6-1.....	87
3R-650/8-JR.....	19	3R-681.51.....	62	3R-771.2.....	89
3R-651E-N.....	54	3R-681.51-SA.....	62	3R-771.2-HCP.....	89
3R-651E-P.....	40	3R-681.71.....	62	3R-771.7.....	90
3R-651.3.....	40	3R-681.156-A.....	62	3R-772.2.....	89
3R-651.7E-N.....	54	3R-681.600-244.....	61	3R-776.1-2.....	90
3R-651.7E-P.....	40	3R-682.600-A.....	34, 61	3R-863.01.....	83
3R-651.7E-S.....	40	3R-682.600-RS.....	61	3R-863.01-10.....	48, 55, 64, 74, 83, 104
3R-651.7E-XS.....	40	3R-686.1-HD.....	64	3R-863.25-10.....	20
3R-651.13.....	41	3R-690.1-110.....	67	3R-901-10E-TX.....	50, 65, 101
3R-651.70-P.....	43	3R-690.1-142.....	69	3R-901-10RS.....	101
3R-651.70-XS.....	43	3R-690.1-185.....	71	3R-901-20E.....	101
3R-651.75E-N.....	54	3R-690.1-185-RS.....	71	3R-901-20RS.....	101
3R-651.75E-P.....	43	3R-690.1-220.....	73	3R-902-10E.....	102
3R-652.2.....	33	3R-690.1-220-RS.....	73	3R-902-20.0E.....	102
3R-652.9.....	33	3R-690.1-260.....	75	3R-903-XX.XX.....	101
3R-653.....	34	3R-691.1-110.....	67	3R-914-10.....	102
3R-653-S.....	34	3R-691.1-142.....	69	3R-915-20E.....	102
3R-656.....	46	3R-691.1-185.....	71	3R-915-M12E.....	102
3R-656.1.....	46	3R-691.1-220.....	73	3R-936-60.38.....	101
3R-656.2-P.....	47	3R-691.1-260.....	75	3R-936-85.40.....	101
3R-656.21-SP03.....	46	3R-695.2-110.....	67	3R-A11489.....	49
3R-656.31-3P.....	46	3R-695.2-142.....	69	3R-A19724.....	21, 49

Index

3R-A21944.....	21, 49	3R-SP31380-RS	67	C 694 260.....	81
3R-A26488.....	50	3R-SP33136-ARS	59	C 694 300.....	80
3R-A3620.....	49	3R-SP33136-RS	59	C 694 610.....	80
3R-CH771.35.....	89	3R-US90-601.....	43	C 694 640.....	80
3R-ER16E.....	103	3R-US400.3	18	C 810 650.....	84
3R-ER20E.....	103	3R-US400.5	18	C 810 810.....	82
3R-ER32E.....	103	3R-US611.4	41	C 810 830.....	82
3R-LS288P	104	90027.....	47	C 810 850.....	82
3R-MFT4x12E.....	19	90027.01	47	C 810 880-XX	84
3R-PI4.5x20E	19	90027.02	20	C 810 960.....	82
3R-PI4.5x25E	19	90027.03	64	C 846 600.....	80
3R-SSP115-BASE		90356.10	86	C 960 740.....	83
.....	20, 48, 65, 90	90356.20	61, 88	D-20167.....	87
3R-SSP115-JUN	20	90356.21	88	D-20130.....	86
3R-SSP115-MACRO	48, 65	90356.22	88	S 220 000.....	82
3R-SSP115-DYN.....	90	90412.1X.....	25	S 500 090.....	80
3R-SP15055	24	90412.2X.....	27	S 500 100.....	80
3R-SP18286	14	90443.....	64	U-40266.....	104
3R-SP19047	14	90476.01	33		
3R-SP19143	12	90476.02	33		
3R-SP19269	16	90576.05.....	86		
3R-SP19270	16	90716.09	30		
3R-SP20753	104	90718.04	86		
3R-SP24460	25	90809.03	59		
3R-SP26771	25	90815.....	62		
3R-SP26712	60	90842.....	29		
3R-SP26771-RS	25	90842.01	50		
3R-TXXXX	21, 49	90964.....	34, 61		
3R-SP28219	69	C 188 550.....	36		
3R-SP28219-RS	69	C 188 560.....	36		
3R-SP28268	71	C 210 060.....	79		
3R-SP28340	73	C 219 007.....	82		
3R-SP28340-RS	73	C 219 110.....	79		
3R-SP28345	75	C 219 650.....	79		
3R-SP28395	67	C 219 800.....	79		
3R-SP29742	34	C 522 520.....	81		
3R-SP29745	34	C 522 540.....	81		
3R-SP29998	72	C 531 210.....	83		
3R-SP30752	70	C 531 250.....	83		
3R-SP30997	70	C 531 500.....	83		

Optimize the uptime of your equipment with our Customer Services

- + Ensuring productivity.
- + Reducing running costs and wasted parts.
- + Maximizing the return on your System 3R investments.
- + Extending the product lifetime of your System 3R equipment while maintaining optimum precision.
- + Ensuring robot cell safety satisfies present machine directives.

System 3R's Customer Services is uniquely positioned to help you maximize the availability, value, precision and productivity of your System 3R equipment. Our cost-effective, customer-centric and expert services put your success at the center, ramp up your productivity and ensure predictable, uninterrupted uptime. System 3R's service engineers are your expert partners for a wide range of success-triggering services.

For more info ask your local System 3R dealer.

For contact details, please refer to:
www.system3r.com.

