

S11

The super-productive machine
for small workpieces.



Key data

The S11 is a production cylindrical grinding machine for small workpieces. It has a distance between centres of 200 mm and a centre height of 125 mm. It can machine workpieces with a maximum weight of 3 kg.

GLOBAL
TECHNOLOGIE LEADER
PERFECTION
CUSTOMER FOCUS
EFFICIENCY
SAFETY
SOPHISTICATED PROCESSES
PRECISION

The Art of Grinding.

TECHNOLOGIE LEADER
EFFICIENCY
PERFECTION
CUSTOMER FOCUS
PRECISION
GLOBAL
SOPHISTICATED PROCESSES
SAFETY

Fritz Studer AG

The name STUDER stands for more than 100 years of experience in the development and production of precision cylindrical grinding machines. «The Art of Grinding.» is our passion, highest precision is our aim and top Swiss quality is our benchmark.

Our product line includes both standard machines, as well as complex system solutions in high-precision cylindrical grinding for machining small and medium-sized workpieces. In addition we offer software, system integration and a wide range of services. As well as receiving a complete tailor-made solution the customer also benefits from our 100 years of know-how in relation to the grinding process.

Our customers include companies from the machine tool industry, automotive engineering, tool and die makers, the aerospace industry, pneumatics/hydraulics, electronics/electrical engineering, medical technology, the watch industry and job order production. They value maximum precision, safety, productivity and longevity. 22 000 manufactured and delivered systems make us the market leader and are clear evidence of our technological leadership in universal, external, internal and noncircular grinding. Around 800 employees, including 75 apprentices, make it their goal every day to ensure that «The Art of Grinding.» will continue to be closely linked to the name STUDER in the future.

S11

If space-saving is your priority, then the S11 is the right machine for you. In a space of less than 1.8 m² the S11 produces extremely efficiently and reliably with a grinding wheel dia. 500 mm. The S11 can be set up quickly and easily thanks to the lean StuderWIN*focus* software, geared to the most important features. It can also be easily automated with an integrated loading/unloading device.

Charakteristika

Dimensions

- Distance between centres 200 mm
- Height of centres 125 mm
- Grinding wheel diameter 500 mm

Hardware

- Grinding wheel arrangement 0 or 20 deg
- Grinding wheel right dia. 500 x 63 x 203 mm
- Full enclosure with new door concept for optimal accessibility
- Dual axis cover (telescopic and bellows)
- Granitan® S103 mineral casting machine base
- PCT touchscreen (Projective Capacitive Touch)



Software

- Easy programming with the new operator interface
- StuderWIN*focus* on the Sinumeric 840D SL
- Simple and clear process visualization
- Software optimized for touchscreen
- In-process gauging software integrated into the machine control
- StuderWIN programming software for producing grinding and dressing programs on a PC



The S11 is a production machine, which is precisely tailored to the desired process. Highly dynamic axis drives, high-quality STUDER guideway systems, short reaction times and optimized traverses form the basis of the S11. The high-speed grinding option (HSG) contributes to increasing productivity with its peripheral speed of up to 140 m/s.

With a floorspace requirement of less than 1.8 m², it is extremely compact and will fit in any workshop.

Precision is the result of perfect interaction between a large number of different factors. The basis is the Granitan® S103 machine base with its excellent damping characteristics and favorable thermal behavior. The modules are ideally suited to each other and produced with customary STUDER precision.

Granitan[®] S103 mineral-casting machine base

1

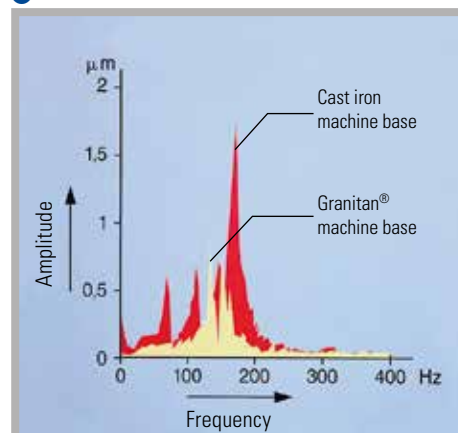


- Vibration-damping
- Thermal stability

The material structure developed by STUDER, which has proved its superb efficiency over many years, is produced in the company's own plant using the most modern industrial techniques.

- The excellent dampening behavior of the machine base ensures outstanding surface quality of the ground workpieces. The service life of the grinding wheel is also increased, leading to reduced downtimes.
- Temporary temperature fluctuations are extensively compensated for by the favorable thermal behavior of Granitan[®], resulting in high dimensional accuracy at all times. This provides high stability throughout the day.

2



Cross-slides

1



2



- High geometric traverse precision
- Effective covering of the guideways

The X and Z-axis are designed as a cross slide, and the workpiece table is bolted permanently to the machine. This cross-slide system has been proven for years in STUDER production cylindrical grinding machines. High-precision guideway systems and dynamic axis drives in conjunction with robust design guarantee high process reliability in production.

The cross slide forms a self-contained unit. Both axes have linear guideways mounted on roller bearings.

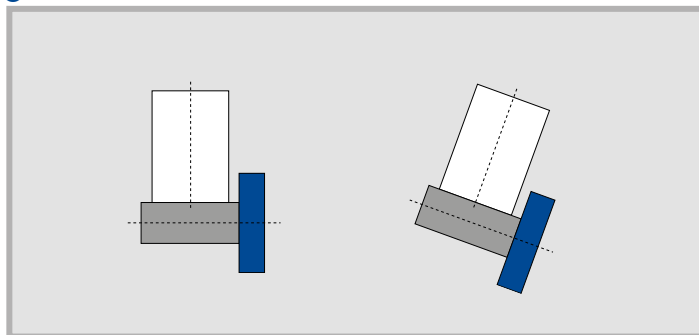
The axes are effectively protected. Bellows, guideways and measuring system are protected from grinding mist and dust underneath the telescopic sheet. The glass scales of both axes have a resolution of 0.00001 mm.

Wheelhead

1



2



- High performance
- Cutting speed up to 63 m/s (HSG 140 m/s)
- Grinding wheel diameter 500 mm

The wheelhead with grinding wheel on the right is available with a plunge angle of 0 or 20 deg. The motor spindle makes a large contribution to the legendary Studer precision. It is manufactured completely in-house. The motor spindle has a hollow shaft with integrated contact detection and balancing unit.

Workhead

1



- High roundness accuracy
- Low-maintenance

With its high-precision roller bearings the workhead is used for grinding between fixed centres and for live spindle grinding. The powerful workhead spindle has a MT4 fitting taper.

The airlift simplifies adjustment when setting up or resetting the workhead. The fine adjustment enables taper corrections in the μm -range during live spindle grinding.

2




Tailstock

1



2



- Taper corrections
- Thermal stabilization via overflow capacity

The rigid tailstock with generously dimensioned barrel is extremely stable and guarantees optimum grinding conditions for grinding between centres. The barrel slides in effectively covered floating bearings.

The fine adjustment enables taper corrections in the range below 1 μm when grinding between centres.

Dressing

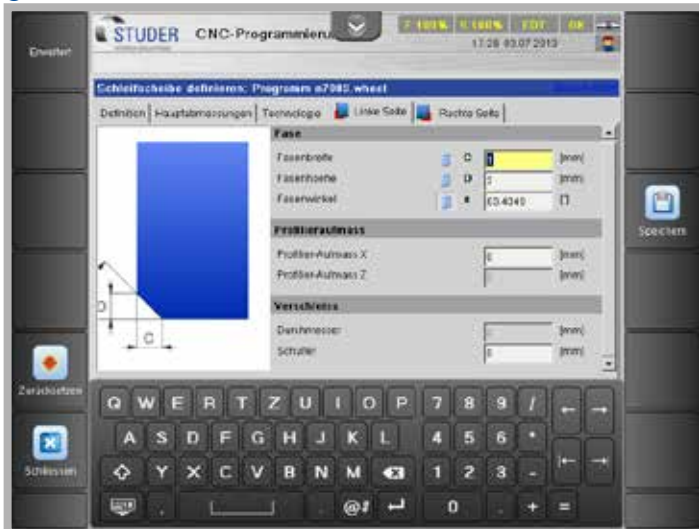
1



2



3



An easy-cutting grinding wheel is essential for cost-effective, high-quality grinding. In order to create a flexible and optimal dressing process that coordinates with the properties of the workpiece, tool and materials, STUDER provides a large selection of dressing units. The grinding wheel profile and dressing parameters are easily defined via macros. Another STUDER speciality is the grinding wheel reference points (T-numbers). This enables programming with normal dimensions, which considerably facilitates the development of grinding programs.

A software package is available to fine tune the dressing process and includes additional dressing functions.

- 1 Dressing fleece
- 2 Dressing spindle
- 3 Entry mask for dressing

Operation and programming



- Compact manual control unit
- EMC-tested control cabinet
- Ergonomically designed
- Operating elements

The S11 features a Siemens Sinumerik 840D SL. The clear and ergonomic arrangement of the control elements guarantees efficient operation. The projective-capacitive touchscreen, with continuous glass plate over the entire panel, is resistant to scratches and dirt and can even be operated with gloves without problem. An important role is played by the manual control unit, which facilitates setup close to the grinding process.

The control cabinet is installed behind the machine, flush or angled according to customer requirement. The layout of the elements complies with the relevant safety norms and is EMC-tested.



StuderWINfocus

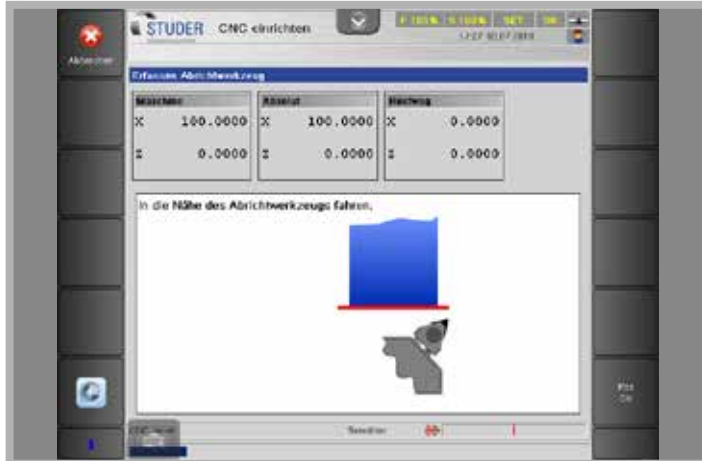
1



2



3



4



5



6



The StuderWINfocus operator interface, based on the tried and tested StuderWIN, creates a stable programming environment and contributes to efficient use of the machine. The possibility of fully integrating the in-process gauging and sensor technology for process control as well as contact detection and automatic balancing systems in the operator interface enables standardized programming of the different systems. The compact and refined concept of the S11 is completed by a grinding software program

which was developed by STUDER and is constantly further optimized in cooperation with users. This software offers:

- StuderPictogramming: The operator strings the individual grinding functions together – the control unit generates the ISO code.
- Microfunctions: Free programming of grinding and dressing process sequences for optimization of the grinding process.
- The integrated basic value computer for technological calculations assists the programmer in grinding technology calculations.

1 Energy screen as start screen

2 Drop-down menu with freely definable function keys

3 Registration of the dressing tool during guided set-up process

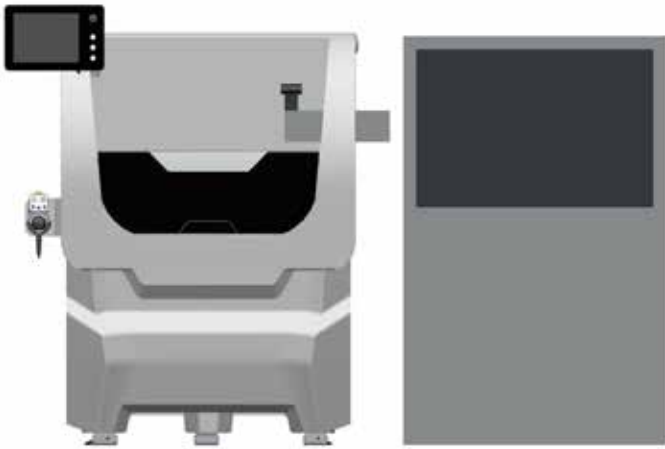
4 Programming of a standard grinding wheel

5 Program view with StuderPictogramming

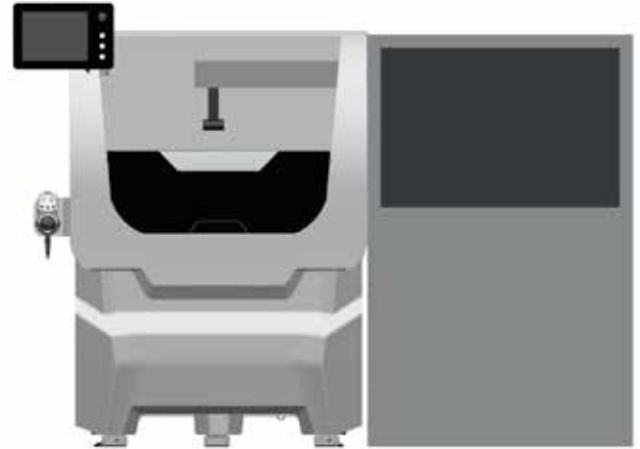
6 Cycle view with Studer pictogramming and faded-in, virtual keyboard

Automation

1



2



3



- Automated production processes
- Integrated quality control
- Standardized loading interfaces

The S11 is designed as a production grinding system. The selection of loading and unloading systems is accordingly large. The machine can be loaded from both sides and is excellently suited for linking several machines together.

The corresponding peripherals ensure seamless integration into the respective production process. The handling systems used communicate with the machine via the standardized loader interface and enable even complex handling tasks to be solved.

Comprehensive quality control is possible during the grinding process. This entails: in-process, and post-process measuring, recording, evaluation and correction.

The S11 has a compact design. Nevertheless, accessibility is guaranteed at all times. A sliding door perfectly designed for manual loading can be fully opened for set-up and enables optimal access to the work-head and tailstock area. Service doors on the left and right ensure perfect accessibility. Pneumatic components are integrated into the machine bed so that they are clear and easily accessible.

- 1 Integrated loader
- 2 Portal loader
- 3 Linking of several machines

Customer Care

STUDER cylindrical grinding machines should fulfil the customer's requirements for as long as possible, work cost-effectively, function reliably and be available at all times. From «start up» through to «retrofit» – our Customer Care is there for you throughout the working life of your machine. 30 professional helplines and more than 60 service technicians are available in your area, wherever you are in the world.

- We will provide you with fast, uncomplicated support.
- We will help to increase your productivity.
- We work professionally, reliably and transparently.
- We will provide a professional solution to your problems.



Start up

Commissioning
Warranty extension



Qualification

Training
Production support



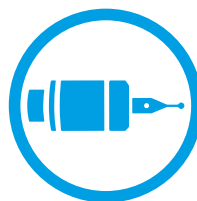
Prevention

Maintenance
Inspection



Service

Customer service
Customer consultation
HelpLine
Remote service



Material

Spare parts
Replacement parts
Accessories



Rebuilt

Machine overhaul
Assembly overhaul



Retrofit

Modifications
Retrofits

Technical Data

Main dimensions

Distance between centres	200 mm (7.9")
Grinding length	80-150 mm (3.15" – 5.9")
Height of centres	125 mm (4.9")
Max. workpiece weight	3 kg (6.6 lbs)

Cross-slides: X-axis

Max. travel	210 mm (8.3")
Speed	0.000,04-590 ipm
Resolution	0,00001 mm (0.000,000,4")

Longitudinal slide: Z-axis

Max. travel	210 mm (8.3")
Speed	0.001 – 15 000 mm/min (0.000.04-590 ipm)
Resolution	0,00001 mm (0.000,000,4")

Wheelhead

Plunge angle	0 deg or 20 deg
Driving power	4,5 kW (6,1 hp)
Grinding wheel left / righ	dia. 508/203x63 mm (20"/8"x 2.5")
Circumferential speed	63 m/s (12 400 sfpm)
Optional high-speed grinding	
Drive power	9 kW (12.2 hp)
Circumferential speed	up to 140 m/s (27 552 sfpm)

Workhead spectrum

Speed range	1 – 2500 rpm
Drive power	0,9 kW (1.2 hp)
Roundness accuracy	0,0004 mm (Option: 0,0002 mm) (0.000,016" [0.000,008"])

Tailstock spectrum

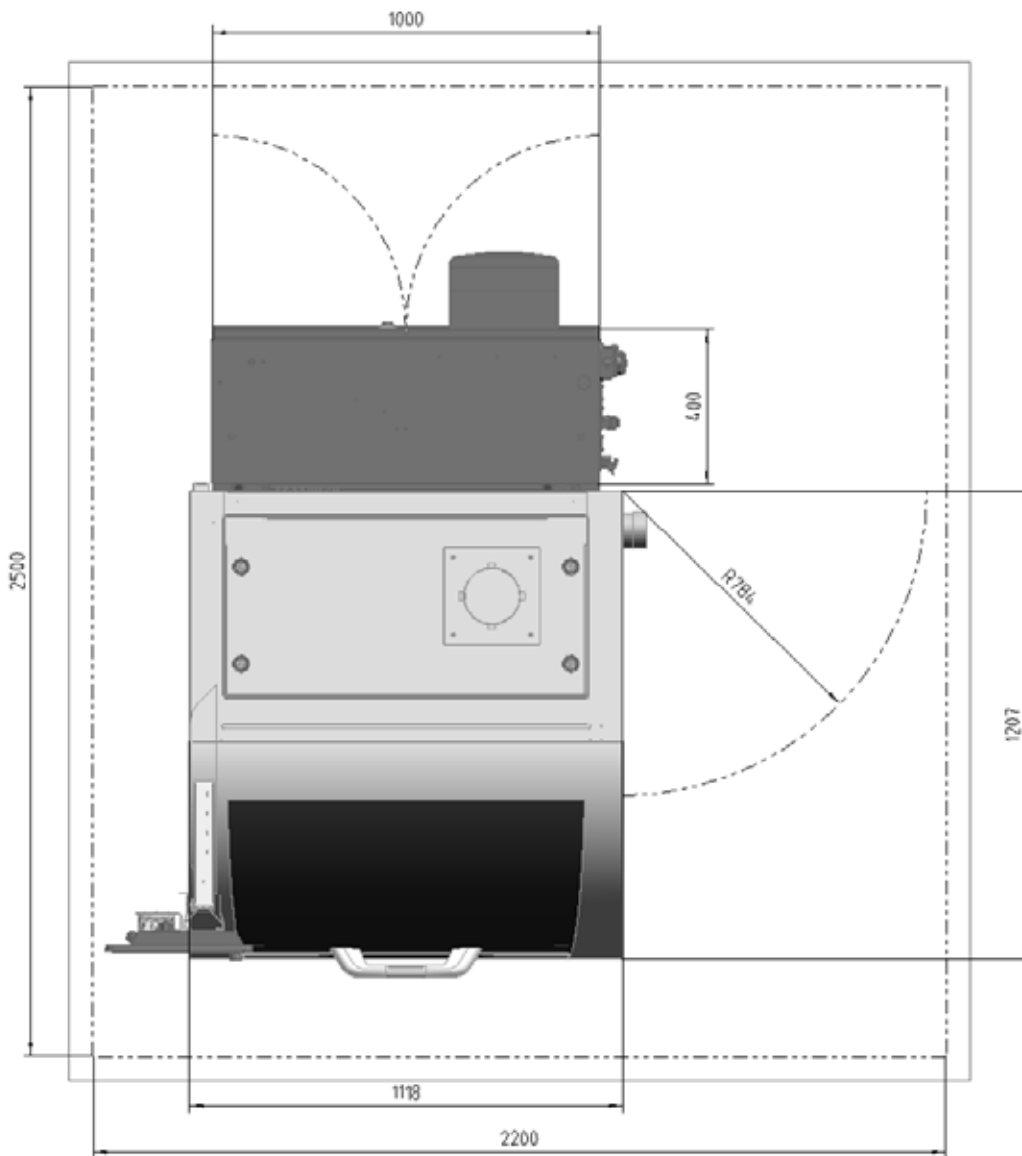
Fitting taper	MT3
Barrel stroke	35 mm (1.37")
Fine adjustment	±40 µm (0.0016")

Control unit

Siemens Sinumerik 840D SL	Solution Line
---------------------------	---------------

Connected loads

Total connected loads	13 kVA
Air pressure	5,5 bar (80 psi)
Total weight	2300 kg (5 060 lbs)



The information given is based on the technical levels of our machine at the time of this brochure going to print. We reserve the right to further develop our machines technically and make design modifications. This means that the dimensions, weights, colors, etc. of the machines supplied can differ. The diverse application possibilities of our machines depend on the technical equipment specifically requested by our customers. The equipment specifically agreed with the customer is therefore exclusively definitive for the equipping of the machines, and not any general data, information or illustrations.



Fritz Studer AG
CH-3602 Thun
Phone +41 33 439 11 11
Fax +41 33 439 11 12
info@studer.com
www.studer.com



ISO 9001
VDA6.4
certified

